CPR CROISSANCE DÉFENSIVE - P

FR0010097667

DIVERSIFIÉ | 31/10/2026

KEY FEATURES *(Source: Amundi Group)*

Creation date : 10/07/1998
AMF classification : Not applicable
Benchmark : €STR (Euro Short Term Rate) capitalised
Currency : EUR
Type of shares : A : Capitalization
ISIN code : FR0010097667
Minimum recommended investment horizon :
2 Years

Risk Indicator *(Source : Fund Admin)*

1 **2** 3 4 5 6 7

Lower Risk — Higher Risk

⚠ The SRI represents the risk and return profile as presented in the Key Information Document (KID). The lowest category does not imply that there is no risk. The SRI is not guaranteed and may change over time. The risk indicator assumes you keep the product for 2 Years.
The summary risk indicator is a guide to the level of risk of this product compared to other products. It shows how likely it is that the product will lose money because of movement in the markets or because we are not able to pay you.

KEY FIGURES *(Source: Amundi Group)*

Net Asset Value (NAV) : 341.71 (EUR)
Assets Under Management (AUM) :
136.53 (million EUR)
Last coupon : -

KEY PEOPLE *(Source: Amundi Group)*

Management company : CPR ASSET MANAGEMENT

OPERATION & FEES *(Source: Amundi Group)*

Frequency of NAV calculation : Daily
Minimum initial subscription :
1 thousandth(s) of (a) share(s)
Minimum subsequent subscription :
1 thousandth(s) of (a) share(s)
Subscription fee (max) : 5.00%
Redemption fee : 0.00%
Management fees and other administrative or operating costs :
1.51%
Performance fees : Yes

All details are available in the legal documentation

INVESTMENT STRATEGY *(Source: Amundi Group)*

A global balanced fund whose objective is to outperform the benchmark over a 2-year min. investment horizon while delivering a maximum ex-ante volatility of 7%. The fund's equity exposure ranges from -10% to 30%. Exposure to risk carrying assets, as defined in the fund's prospectus, is limited to 40% maximum. The modified duration on the fixed income section ranges between -3 and +8.

ANALYSIS OF THE NET PERFORMANCE *(Source: Fund Admin)*

CHANGE IN NET ASSET VALUE BASE 100 *(Source: Fund Admin)*

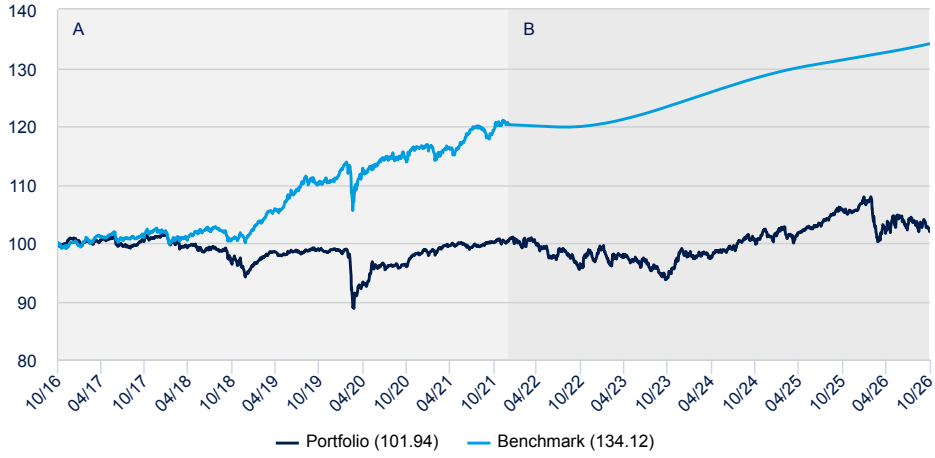

A : Gestion Initiale
B : Changement d'indice de reference a compter du 01/01/2022. Nouvel Indice de reference ESTR capitalisé.

ANNUALISED PERFORMANCES *(Source: Fund Admin)* [1]

Since	1 year 31/10/2025	3 years 31/10/2023	5 years 29/10/2021	10 years 31/10/2016	Since 30/12/1998
Portfolio	-3.50%	2.72%	0.38%	0.19%	2.90%
Benchmark	2.10%	2.81%	2.38%	2.98%	3.96%
Spread	-5.60%	-0.09%	-2.00%	-2.79%	-1.07%

[1] Annualised data

ANNUAL PERFORMANCES *(Source: Fund Admin)* [2]

	2025	2024	2023	2022	2021
Portfolio	4.46%	2.25%	1.71%	-3.11%	2.11%
Benchmark	2.24%	3.79%	3.29%	-0.01%	3.07%
Spread	2.23%	-1.54%	-1.58%	-3.09%	-0.96%

[2] Performance varies over time and is not a reliable indication of future results. The investments are subject to market fluctuations and may gain or lose value.

RISK ANALYSIS *(Source: Fund Admin)*

	1 year	3 years	5 years	Inception to date
Portfolio volatility *	5.58%	4.25%	4.24%	4.08%
Benchmark volatility	0.03%	0.12%	0.31%	3.55%

Volatility is a statistical indicator that measures the variability of an asset around its mean. The data are annualised.

Before subscribing , please refer to the Key Investor Information Document (KIID)

CPR CROISSANCE DÉFENSIVE - P

DIVERSIFIED

31/10/2026

PORTFOLIO BREAKDOWN *(Source: Amundi Group)*

GLOBAL ANALYSIS *(Source: Amundi Group)*

	Portfolio
Equities Exposure	22.00%
Interest rate sensitivity	2.95
Number of lines (excluding cash)	19

MAIN POSITIONS IN PORFOLIO

*(Source: Amundi Group) **

	Sector	Weight
ARI - EUROPEAN CREDIT- I2 - C	Investment Grade EMU	14.39%
CPR INVEST - CLIMATE BONDS EURO - Z EUR	Investment Grade EMU	13.27%
BFT AUREUS ISR - Z (C)	Money Market Investments	10.72%
CPR ABSOLUTE RETURN BONDS - Z (C)	Absolute Return Fixed Income	10.09%
abrdn Em Mkt Lcl Ccy Dbt K Acc EUR	Govies Emerging Global	9.84%
Amundi EUR Corporate Bond ESG ETF DR C	Investment Grade EMU	9.51%
Amundi EUR Corporate Bond 1-5Y ESG ETF A	Investment Grade EMU	7.43%
CPR INV B&W EU STRAT AUTO 2028 II	Investment Grade Europe	5.24%
Amundi MSCI World Swap II ETF Acc	Equities World	5.04%
AMUN EUR HY Corp Bd ESG UCITS Dist (PAR)	High Yield Europe	2.32%

* Excluding derivatives

CHANGE IN EQUITY EXPOSURE - ONE YEAR

(Source: Group Amundi)

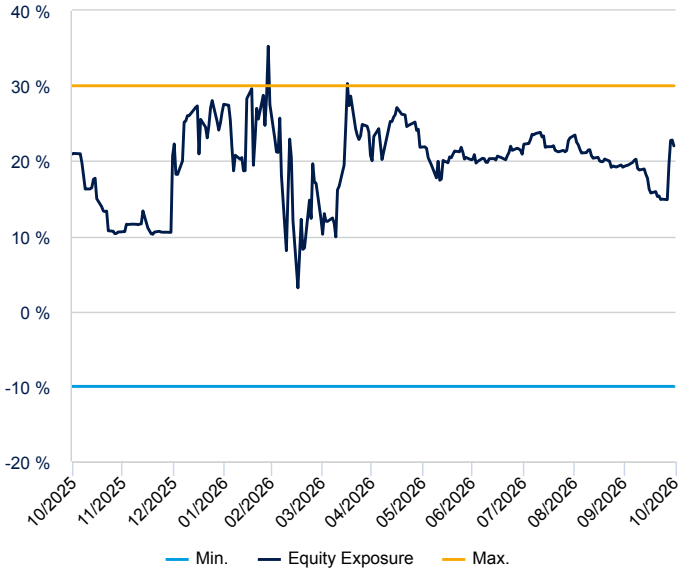

As a percaentage of total assets - including derivatives

EVOLUTION OF THE SENSITIVITY RATE

(Source: Group Amundi)

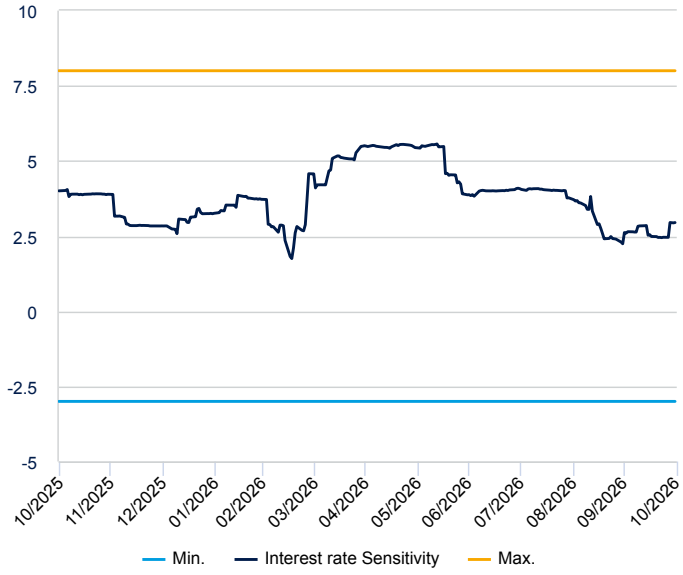

In sensitivity points - including derivatives

CPR CROISSANCE DÉFENSIVE - P

DIVERSIFIED

31/10/2026

TEAM MANAGEMENT



Steve Chan Tat Chuen

Portfolio manager



Zakaria Darouich

Head of Multi-Asset Solutions

CPR CROISSANCE DÉFENSIVE - P

DIVERSIFIED

31/10/2026

AVERAGE ESG RATING (source : Amundi)

Environmental, Social and Governance rating. Information on sustainability-related aspects can be found at https://about.amundi.com/legal-documentation

ESG Investment Universe: 100% INDEX AMUNDI ESG RATING D

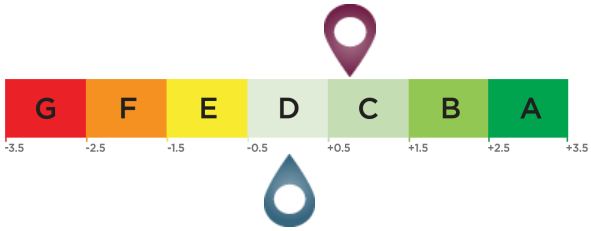

Investment Portfolio Score: 0.75

ESG Investment Universe Score[1]: 0.00

ESG Coverage (source: Amundi) *

	Portfolio	ESG Investment Universe
Percentage with an Amundi ESG rating [2]	99.18%	100.00%
Percentage that can have an ESG rating [3]	94.12%	100.00%

* Securities that can be rated on ESG criteria. The total may be different from 100% to reflect the real exposure of the portfolio (cash included).

ESG Terminology

ESG criteria

The criteria are extra-financial criteria used to assess the Environmental, Social and Governance practices of companies, states or local authorities:
"E" for Environment (energy and gas consumption levels, water and waste management, etc.).
"S" for Social/Society (respect for human rights, health and safety in the workplace, etc.).
"G" for Governance (independence of board of directors, respect for shareholders' rights, etc.)

ESG Rating

The issuer's ESG rating: each issuer is assessed on the basis of ESG criteria and obtains a quantitative score, the scale of which is based on the sector average. The score is translated into a rating on a scale from A (highest rating) to G (lowest rating). The Amundi methodology provides for a comprehensive, standardised and systematic analysis of issuers across all investment regions and asset classes (equities, bonds, etc.).
ESG rating of the investment universe and the portfolio: the portfolio and the investment universe are given an ESG score and an ESG rating (from A to G). The ESG score corresponds to the weighted average of the issuers' scores, calculated according to their relative weighting in the investment universe or in the portfolio, excluding liquid assets and non-rated issuers.

Amundi ESG Mainstreaming

In addition to complying with Amundi Responsible Investment Policy[4], Amundi ESG Mainstreaming portfolios have an ESG performance objective that aims to achieve a portfolio ESG score above the ESG score of their ESG Investment universe.

[1] The investment universe reference is defined by either the fund's reference indicator or an index representative of the ESG-related investable universe.
[2] Percentage of securities with an Amundi ESG rating out of the total portfolio (measured in weight) that can be related.
[3] Percentage of securities for which an ESG rating methodology is applicable out of total portfolio (measured in weight).
[4] The updated document is available at https://www.amundi.com/int/ESG.

Sustainability Level (source : Morningstar)



The sustainability level is a rating produced by Morningstar that aims to independently measure the level of responsibility of a fund based on the values in the portfolio. The rating ranges from very low (1 Globe) to very high (5 Globes).

Source Morningstar ©
Sustainability Score - based on corporate ESG risk analysis provided by Sustainalytics used in the calculation of Morningstar's sustainability score.
© 2026 Morningstar. All rights reserved. The information contained here: (1) is owned by Morningstar and / or its content providers; (2) may not be reproduced or redistributed; and (3) are not guaranteed to be accurate, complete or timely. Neither Morningstar nor its content providers are responsible for any damages or losses arising from the use of this information. Past performance is no guarantee of future results. For more information on the Morningstar Rating, please see their website www.morningstar.com.