CPR INVEST - REACTIVE - A EUR - ACC

LU1103787690

DIVERSIFIÉ

31/10/2026

KEY FEATURES *(Source: Amundi Group)*

Creation date : 29/08/2014
Fund structure : SICAV under Luxembourg law
Directive : UCITS IV
AMF classification : Diversified
Benchmark : €STR (Euro Short Term Rate) capitalised
PEA eligible : No
Currency : EUR
Type of shares : Capitalization
ISIN code : LU1103787690
Bloomberg code : CPRRCAC LX
Minimum recommended investment horizon :
> 4 years

Risk Indicator *(Source : Fund Admin)*

1	2	**3**	4	5	6	7

Lower Risk — Higher Risk

⚠ The SRI represents the risk and return profile as presented in the Key Information Document (KID). The lowest category does not imply that there is no risk. The SRI is not guaranteed and may change over time. The risk indicator assumes you keep the product for > 4 years.
The summary risk indicator is a guide to the level of risk of this product compared to other products. It shows how likely it is that the product will lose money because of movement in the markets or because we are not able to pay you.

KEY FIGURES *(Source: Amundi Group)*

Net Asset Value (NAV) : 1,364.31 (EUR)
Assets Under Management (AUM) :
59.91 (million EUR)
Last coupon : -

KEY PEOPLE *(Source: Amundi Group)*

Management company : CPR ASSET MANAGEMENT
Custodian / Administrator :
CACEIS Bank, Luxembourg Branch / CACEIS Fund Administration Luxembourg

OPERATION & FEES *(Source: Amundi Group)*

Frequency of NAV calculation : Daily
Order cut-off time : 09:00
Execution NAV : D
Subscription Value Date / Redemption Date :
D+2 / D+2
Minimum initial subscription :
1 Ten-Thousandth of Share(s)/Equitie(s)
Minimum subsequent subscription :
1 Ten-Thousandth of Share(s)/Equitie(s)
Subscription fee (max) / Redemption fee :
5.00% / 0.00%
Management fees and other administrative or operating costs :
2.30%
Performance fees : Yes

All details are available in the legal documentation

INVESTMENT STRATEGY *(Source: Amundi Group)*

This international diversified sub-fund aims to outperform its benchmark index over a minimum of 4 years with maximum projected volatility of 15%. The portfolio's equity exposure ranges from 20% to 80% and its interest-rate sensitivity from -2 to +5. The sub-fund is a feeder fund for the French mutual fund CPR Croissance Réactive.

ANALYSIS OF THE NET PERFORMANCE *(Source: Fund Admin)*

CHANGE IN NET ASSET VALUE BASE 100 *(Source: Fund Admin)*

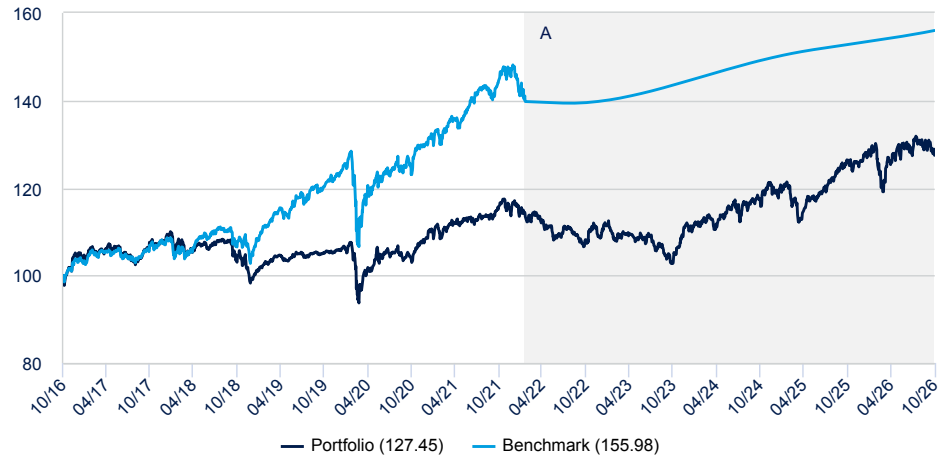

A : Since the beginning of this period, the reference indicator of the Sub-Fund is ?STR capitalized

ANNUALISED PERFORMANCES *(Source: Fund Admin)* [1]

Since	YTD 31/12/2025	1 month 30/09/2026	3 months 31/07/2026	1 year 31/10/2025	3 years 31/10/2023	5 years 29/10/2021	10 years 31/10/2016	Since 18/04/1997
Portfolio	1.14%	-0.88%	-0.91%	1.01%	7.34%	1.96%	2.45%	4.53%
Benchmark	1.77%	0.20%	0.59%	2.10%	2.81%	1.54%	4.54%	5.05%
Spread	-0.63%	-1.08%	-1.49%	-1.09%	4.53%	0.42%	-2.09%	-0.52%

[1] Data corresponding to periods of more than a year are annualised.

ANNUAL PERFORMANCES *(Source: Fund Admin)* [2]

	2025	2024	2023	2022	2021	2020	2019	2018	2017	2016
Portfolio	6.08%	6.28%	2.97%	-6.73%	7.05%	2.86%	6.28%	-7.51%	3.34%	3.44%
Benchmark	2.24%	3.79%	3.29%	-5.08%	12.92%	6.34%	16.92%	-1.96%	3.95%	6.61%
Spread	3.85%	2.49%	-0.32%	-1.65%	-5.87%	-3.48%	-10.64%	-5.55%	-0.61%	-3.17%

[2] Performance varies over time and is not a reliable indication of future results. The investments are subject to market fluctuations and may gain or lose value.

RISK ANALYSIS *(Source: Fund Admin)* *

	1 year	3 years	5 years	Inception to date *
Portfolio volatility *	7.86%	6.89%	6.68%	8.24%
Benchmark volatility	0.03%	0.12%	1.46%	7.67%
Sharpe Ratio	-0.02	0.63	-0.03	-
Sharpe ratio of the benchmark	0.00	0.00	-0.60	-
Maximum drawdown	-8.50%	-8.50%	-12.56%	-35.19%
Maximum drawdown Valeur BENCH	-	-	-5.91%	-30.24%

* Annualised data

CPR INVEST - REACTIVE - A EUR - ACC

DIVERSIFIED

31/10/2026

BREAKDOWN OF THE MASTER FUND'S PORTFOLIO *(Source: Amundi Group)*

OVERVIEW *(Source: Groupe Amundi)*

	Portfolio
Equities Exposure	45.47%
Interest rate sensitivity	2.52
Issuer number (excluding cash)	42

Interest rate sensitivity evolution (m-1) **-0.17**

EVOLUTION OF THE SENSITIVITY RATE

(Source: Group Amundi)

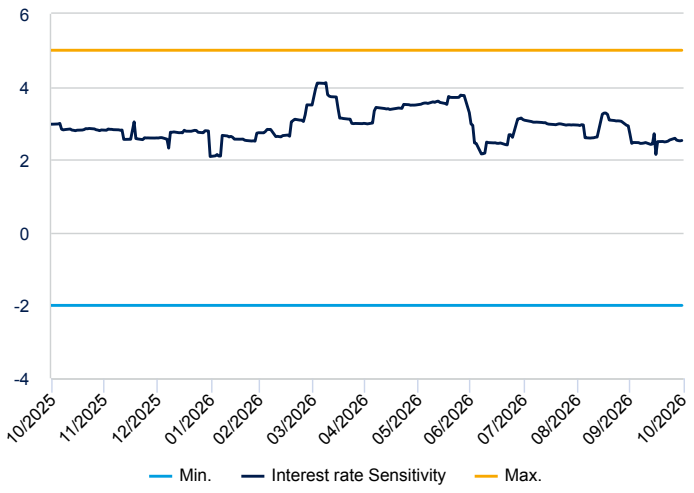

In sensitivity points - including derivatives

Equites exposure evolution (m-1) **-2.57%**

CHANGE IN EQUITY EXPOSURE - ONE YEAR

(Source: Group Amundi)

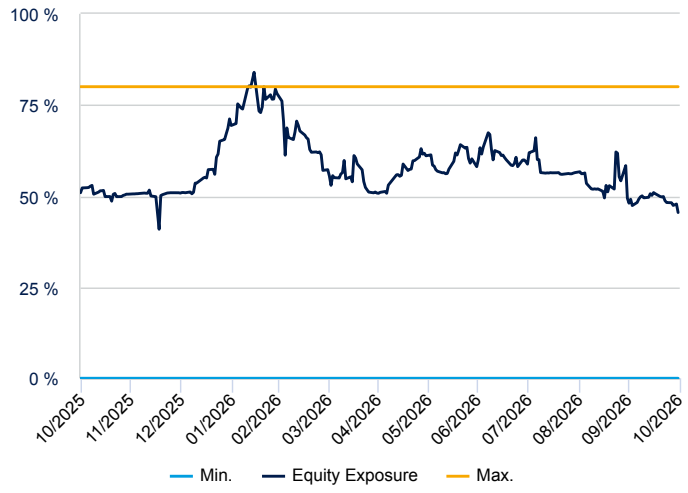

As a percaentage of total assets - including derivatives

MAIN CURRENCY EXPOSURE

(Source: Amundi Group)

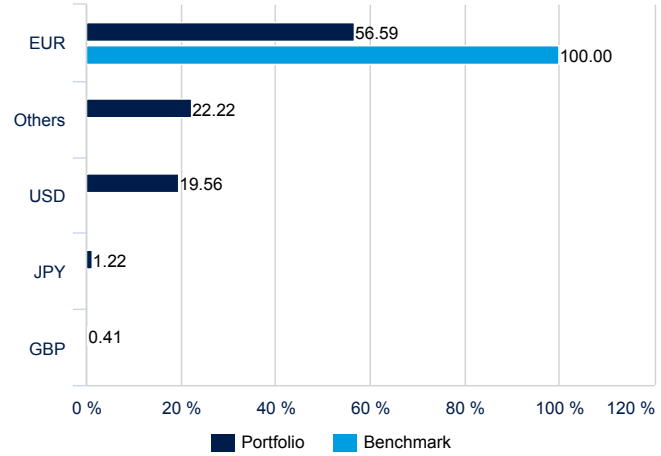

MAIN POSITIONS IN PORFOLIO

*(Source: Amundi Group) **

	Sector	Weight
AM EURO LIQUIDITY S-T RESP - Z (C)	Money Market Investments	9.75%
CPR INVEST - CLIMATE BONDS EURO - Z EUR	Investment Grade EMU	6.55%
AMUNDI EURO LIQUIDITY SELECT - Z (C)	Money Market Investments	6.18%
AM MSCI WRLD SCREENED UCITS ETF (PAR)	Equities World	5.46%
abrdn Em Mkt Lcl Ccy Dbt K Acc EUR	Govies Emerging Global	5.41%
CPR ABSOLUTE RETURN BONDS - Z (C)	Absolute Return Fixed Income	5.35%
Amundi USD Corporate Bond ESG ETF DR C	Investment Grade USA	5.18%
CPR INVEST - CREDIXX GLOB HI YIELD	High Yield World	4.72%
ARI - EUROPEAN CREDIT- I2 - C	Investment Grade EMU	4.24%
BFT CREDIT OPPORT ISR CLIMAT - I2 (C)	Investment Grade Europe	3.84%

* Excluding derivatives

This material is solely for the attention of "professional" investors.
CPR Asset Management, S.A capital of 61 461 945 €, 399 392 141 RCS Paris - SGP approved AMF n° GP01-056.
91-93, Boulevard Pasteur 75015 Paris - France - 01 53 15 70 00

www.cpram.com

CPR INVEST - REACTIVE - A EUR - ACC

DIVERSIFIED

31/10/2026

INTEREST RATE SENSITIVITY ANALYSIS *(Source: Amundi Group)*

Interest rate sensitivity	2.52

MATURITY BREAKDOWN

*(Source: Amundi Group) **

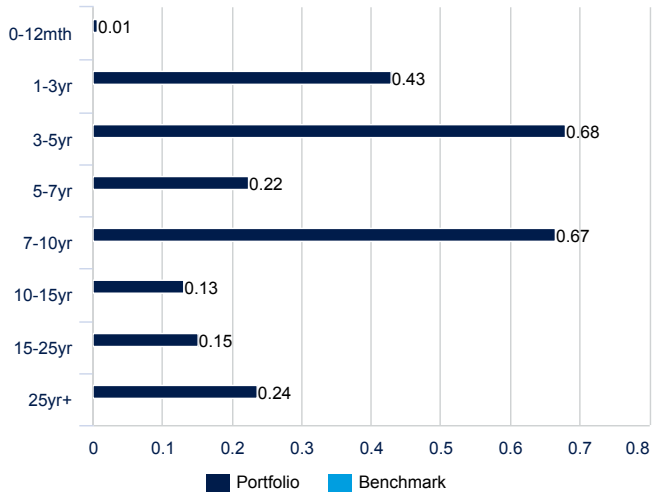

GEOGRAPHICAL BREAKDOWN (Source: Amundi Group)

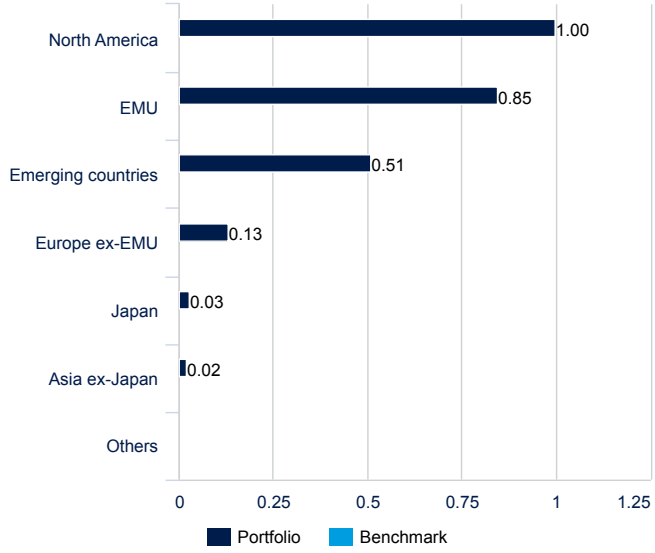

* In sensitivity points - including derivatives

EQUITIES EXPOSURE ANALYSIS *(Source: Amundi Group)*

Equities Exposure	45.47%

GEOGRAPHICAL BREAKDOWN (Source: Amundi Group) *

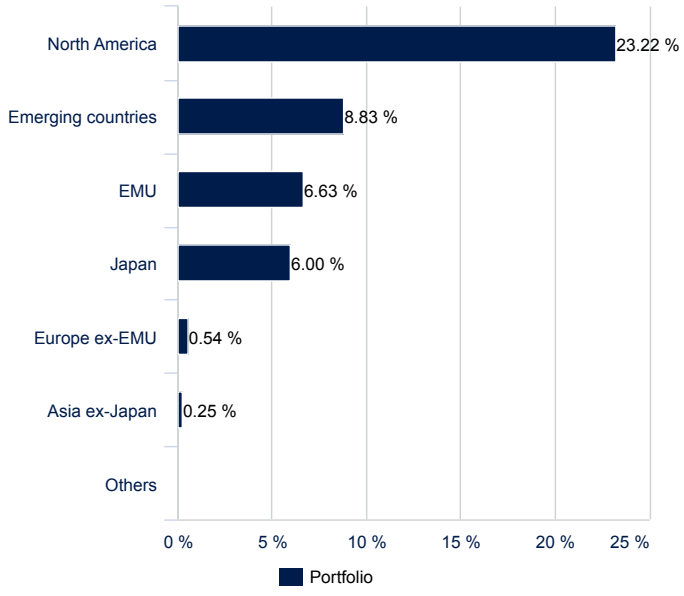

MONTHLY GEOGRAPHICAL MOVEMENTS

(Source: Amundi Group)

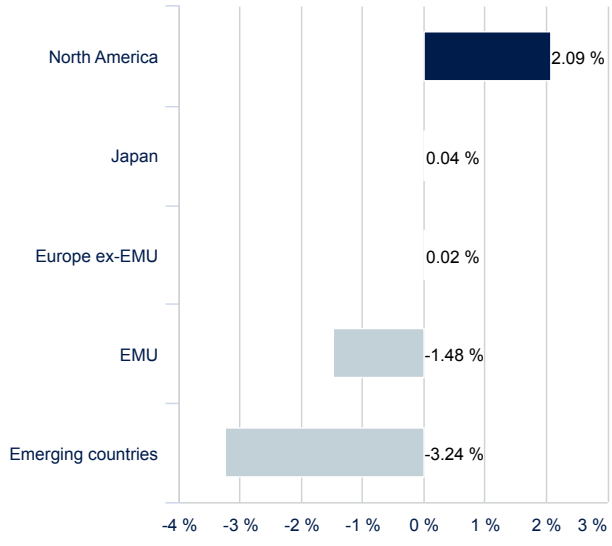

* As a percaentage of total assets - including derivatives

CPR INVEST - REACTIVE - A EUR - ACC

DIVERSIFIED 31/10/2026

TEAM MANAGEMENT



Samir Saadi

Portfolio Manager

CPR INVEST - REACTIVE - A EUR - ACC

DIVERSIFIED

31/10/2026

OVERALL ESG RATING (source : Amundi)

Environmental, Social and Governance rating. Information on sustainability-related aspects can be found at https://about.amundi.com/legal-documentation

Portfolio

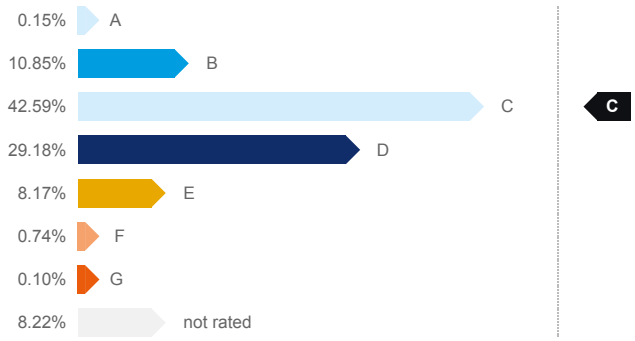

Benchmark

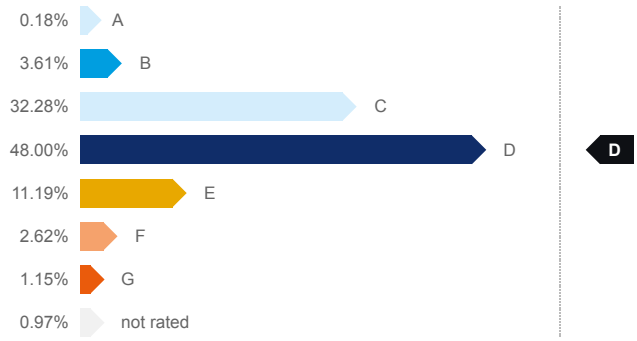

Rating by E,S and G component

	Portfolio	Benchmark
Environment	C	D
Social	D	D
Governance	D	D
Overall Rating	**C**	**D**

ESG coverage

Number of issuers in the portfolio	**2,384**
% of the portfolio with an ESG rating[2]	97.63%

[2]Outstanding securities in terms of ESG criteria excluding cash assets.

Definitions and sources

Responsible Investment (RI)

The SRI expresses sustainable development objectives in investment decisions by adding Environmental, Social and Governance (ESG) criteria in addition to the traditional financial criteria.

SRI thus aims to balance economic performance and social and environmental impact by financing companies and public entities which contribute to sustainable development whatever their business sector. By influencing the governance and behaviour of stakeholders, SRI promotes a responsible economy.

ESG criteria

Extra-financial criteria are used to assess the Environmental, Social and Governance practices of companies, states or local authorities:

o “E” for Environment: energy consumption and greenhouse gas emissions, water and waste management, etc.
o “S” for Social/Society: human rights, health and safety, etc.
o “G” for Governance: independence of board of directors, respect of shareholders’ rights, etc.

Amundi Group' ratings range issuers from A to G, with A being the highest rating and G the lowest.

CPR INVEST - REACTIVE - A EUR - ACC

DIVERSIFIED

31/10/2026

AVERAGE ESG RATING (source : Amundi)

Environmental, Social and Governance rating. Information on sustainability-related aspects can be found at https://about.amundi.com/legal-documentation

ESG Investment Universe: 100% INDEX AMUNDI ESG RATING D

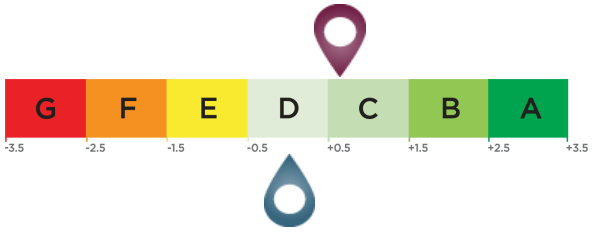

Investment Portfolio Score: 0.64

ESG Investment Universe Score[1]: 0.00

ESG Coverage (source: Amundi) *

	Portfolio	ESG Investment Universe
Percentage with an Amundi ESG rating [2]	97.61%	100.00%
Percentage that can have an ESG rating [3]	88.96%	100.00%

* Securities that can be rated on ESG criteria. The total may be different from 100% to reflect the real exposure of the portfolio (cash included).

ESG Terminology

ESG criteria

The criteria are extra-financial criteria used to assess the Environmental, Social and Governance practices of companies, states or local authorities:
"E" for Environment (energy and gas consumption levels, water and waste management, etc.).
"S" for Social/Society (respect for human rights, health and safety in the workplace, etc.).
"G" for Governance (independence of board of directors, respect for shareholders' rights, etc.)

ESG Rating

The issuer's ESG rating: each issuer is assessed on the basis of ESG criteria and obtains a quantitative score, the scale of which is based on the sector average. The score is translated into a rating on a scale from A (highest rating) to G (lowest rating). The Amundi methodology provides for a comprehensive, standardised and systematic analysis of issuers across all investment regions and asset classes (equities, bonds, etc.).
ESG rating of the investment universe and the portfolio: the portfolio and the investment universe are given an ESG score and an ESG rating (from A to G). The ESG score corresponds to the weighted average of the issuers' scores, calculated according to their relative weighting in the investment universe or in the portfolio, excluding liquid assets and non-rated issuers.

Amundi ESG Mainstreaming

In addition to complying with Amundi Responsible Investment Policy[4], Amundi ESG Mainstreaming portfolios have an ESG performance objective that aims to achieve a portfolio ESG score above the ESG score of their ESG Investment universe.

[1] The investment universe reference is defined by either the fund's reference indicator or an index representative of the ESG-related investable universe.
[2] Percentage of securities with an Amundi ESG rating out of the total portfolio (measured in weight) that can be related.
[3] Percentage of securities for which an ESG rating methodology is applicable out of total portfolio (measured in weight).
[4] The updated document is available at https://www.amundi.com/int/ESG.

Sustainability Level (source : Morningstar)



The sustainability level is a rating produced by Morningstar that aims to independently measure the level of responsibility of a fund based on the values in the portfolio. The rating ranges from very low (1 Globe) to very high (5 Globes).

Source Morningstar ©
Sustainability Score - based on corporate ESG risk analysis provided by Sustainalytics used in the calculation of Morningstar's sustainability score.
© 2026 Morningstar. All rights reserved. The information contained here: (1) is owned by Morningstar and / or its content providers; (2) may not be reproduced or redistributed; and (3) are not guaranteed to be accurate, complete or timely. Neither Morningstar nor its content providers are responsible for any damages or losses arising from the use of this information. Past performance is no guarantee of future results. For more information on the Morningstar Rating, please see their website www.morningstar.com.