CPR INVEST - GLOBAL SILVER AGE - A2 SGDH - ACC

LU1291159041

EQUITY | 31/10/2026

KEY FEATURES *(Source: Amundi Group)*

Inception date : 29/09/2015
Fund structure : SICAV under Luxembourg law
Directive : UCITS IV
Benchmark : 100% MSCI WORLD
Currency : SGD
Type of shares : Capitalization
ISIN code : LU1291159041
Bloomberg code : CPRGA2H LX
Minimum recommended investment horizon :
5 years

Risk Indicator *(Source : Fund Admin)*

1	2	3	**4**	5	6	7

Lower Risk — Higher Risk

⚠ The SRI represents the risk and return profile as presented in the Key Information Document (KID). The lowest category does not imply that there is no risk. The SRI is not guaranteed and may change over time. The risk indicator assumes you keep the product for 5 years.
The summary risk indicator is a guide to the level of risk of this product compared to other products. It shows how likely it is that the product will lose money because of movement in the markets or because we are not able to pay you.

KEY FIGURES *(Source: Amundi Group)*

Net Asset Value (NAV) : 18.07 (SGD)
Assets Under Management (AUM) :
1,121.65 (million SGD)

KEY PEOPLE *(Source: Amundi Group)*

Management company : CPR ASSET MANAGEMENT
Custodian / Administrator :
CACEIS Bank, Luxembourg Branch / CACEIS Fund Administration Luxembourg

OPERATION & FEES *(Source: Amundi Group)*

Frequency of NAV calculation : Daily
Order cut-off time : 14:00 CET Luxembourg time
Minimum initial subscription : 100 Share(s)
Minimum subsequent subscription : Nil
Subscription fee (max) / Redemption fee :
5.00% / 0.00%
Management fees and other administrative or operating costs :
2.16%
Performance fees : No

All details are available in the legal documentation

INVESTMENT STRATEGY *(Source: Amundi Group)*

The Compartment's objective is to outperform global equity markets over the long-term period (minimum of five years) by taking advantage of the dynamics of international securities associated with the ageing of the population.

ANALYSIS OF THE NET PERFORMANCE *(Source: Fund Admin)*

CHANGE IN NET ASSET VALUE BASE 100 *(Source: Fund Admin)*

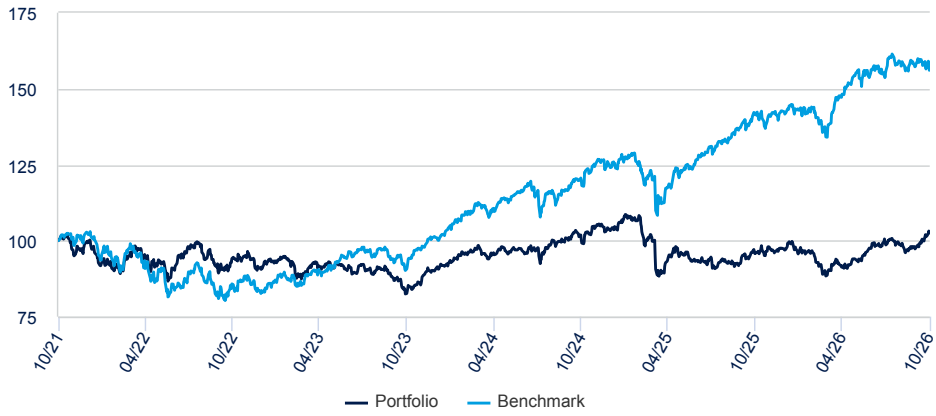

ANNUALISED PERFORMANCES *(Source: Fund Admin)* [1]

Since	YTD 31/12/2025	1 month 30/09/2026	3 months 31/07/2026	1 year 31/10/2025	3 years 31/10/2023	5 years 29/10/2021	Since 29/09/2015
Portfolio	5.86%	5.43%	4.03%	6.92%	7.12%	0.51%	5.48%
Benchmark	10.18%	-0.73%	0.10%	10.06%	19.47%	9.30%	11.57%
Spread	-4.32%	6.16%	3.93%	-3.14%	-12.35%	-8.79%	-6.09%

[1] Data corresponding to periods of more than a year are annualised.

Offer to Bid returns *

Since	YTD 31/12/2025	1 month 30/09/2026	3 months 31/07/2026	1 year 31/10/2025	3 years 31/10/2023	5 years 29/10/2021	Since 29/09/2015
Portfolio	0.57%	0.15%	-1.17%	1.58%	5.31%	-0.52%	4.99%

* Offer to Bid returns include an assumed sales charge of 5%, wich may or may not be charged to investors

ANNUAL PERFORMANCES *(Source: Fund Admin)* [2]

	2025	2024	2023	2022	2021	2020	2019	2018	2017	2016
Portfolio	-6.62%	14.54%	-0.13%	-8.74%	23.31%	0.21%	25.84%	-5.22%	7.71%	-0.63%
Benchmark	14.15%	22.73%	21.75%	-18.56%	24.26%	13.92%	25.95%	-6.89%	13.22%	9.48%
Spread	-20.77%	-8.19%	-21.87%	9.83%	-0.95%	-13.71%	-0.11%	1.68%	-5.52%	-10.12%

[2] Performance varies over time and is not a reliable indication of future results. The investments are subject to market fluctuations and may gain or lose value.

RISK ANALYSIS *(Source: Fund Admin)* *

	1 year	3 years	5 years	Inception to date *
Portfolio Volatility	10.00%	11.41%	11.98%	14.00%
Benchmark volatility	10.02%	10.63%	12.75%	13.98%
Portfolio Information ratio	-0.60	-1.57	-1.03	-0.84
Tracking Error ex-post	8.38%	8.03%	8.72%	7.38%

* Annualised data

CPR Asset Management is an innovative boutique and thematic centre of expertise for the Amundi Group

CPR INVEST - GLOBAL SILVER AGE - A2 SGDH - ACC

EQUITY

31/10/2026

PORTFOLIO BREAKDOWN *(Source: Amundi Group)*

SECTOR BREAKDOWN *(Source: Amundi Group)*

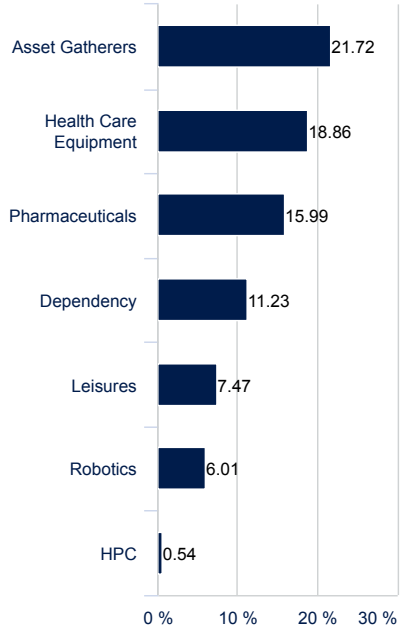

GEOGRAPHICAL BREAKDOWN *(Source: Amundi Group)*



BREAKDOWN BY CURRENCY *(Source: Amundi Group) ***

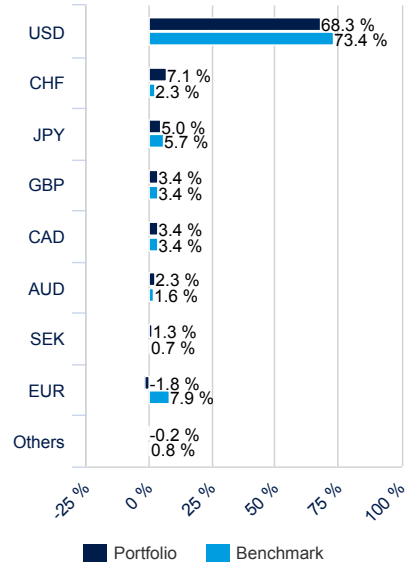

** As a percentage of the assets - including currency hedging

Issuer number (excluding cash)	**62**
Cash as % of total assets	**12.61%**

MAIN POSITIONS IN PORFOLIO *(Source: Amundi Group) **

	Country	Weight	Spread / Index
APPLE INC	United States	3.41%	-2.22%
BLACKROCK INC	United States	2.57%	2.38%
THERMO FISHER SCIENTIFIC INC	United States	2.56%	2.27%
SERVICE CORP INTERNATIONAL	United States	2.37%	2.37%
HOYA CORP	Japan	2.36%	2.30%
ASR NEDERLAND NV	Netherlands	1.99%	1.98%
WELLTOWER INC	United States	1.95%	1.77%
UNITEDHEALTH GROUP INC	United States	1.92%	1.51%
ELI LILLY & CO	United States	1.91%	0.70%
ABB LTD-REG	Switzerland	1.88%	1.73%

* Excluding mutual funds

SECTOR ALLOCATION EVOLUTION *(Source: Amundi Group)*

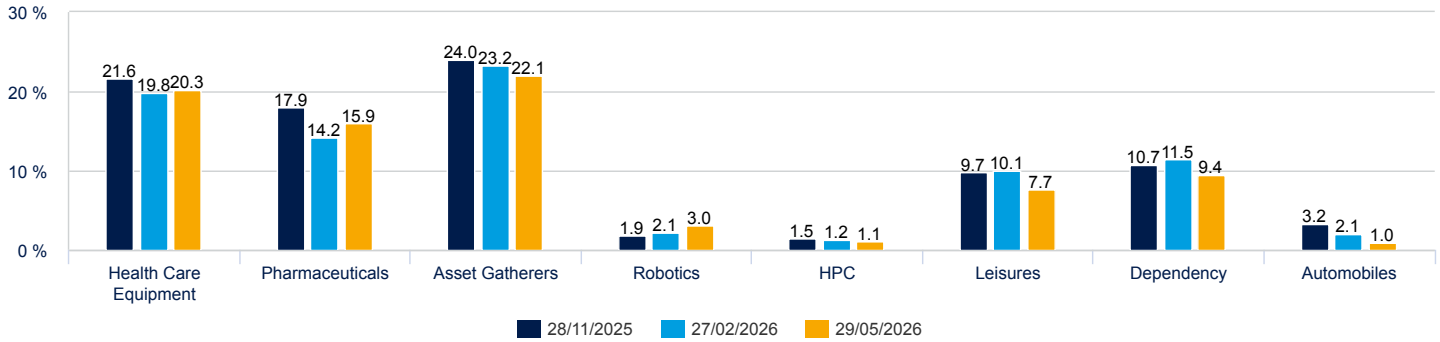

CPR Asset Management is an innovative boutique and thematic centre of expertise for the Amundi Group

CPR INVEST - GLOBAL SILVER AGE - A2 SGDH - ACC

EQUITY 31/10/2026

MANAGER'S COMMENT

October 2026 was marked by a renewed surge in energy prices. Attacks on vessels in the Strait of Hormuz continued, the Houthis claimed responsibility for strikes on several Saudi refineries, and Donald Trump suggested that US strikes on Iran could resume after the 3 November midterm elections. As a result, Brent crude rose by nearly 14% over the month to $118 per barrel, its highest level in six months. Natural gas prices also increased very sharply, reaching their highest level since the end of 2022. Another key development during the month was the sharp decline in technology stocks in the final days of October, following disappointing earnings releases from Alphabet, Amazon and Intel, which revived concerns about the profitability of massive investments in AI. Inflation data released in October, covering September, accelerated again as a result of higher energy prices. In the euro area, headline inflation reached 3.8%, compared with 3.2% in August, its highest level since September 2023, with the energy component rising by 18.8% year on year. By contrast, core inflation remained broadly stable at 2.5%. In the United States, headline CPI inflation rose from 3.4% to 3.7%, while core inflation increased to 2.6%, slightly above expectations. September core PCE inflation came in at 3.1%. Activity indicators remained relatively robust. In the United States, third-quarter GDP growth came in at an annualized quarter-on-quarter rate of 3.4%, above expectations, driven by consumption and business investment. However, following a strong reading in August, the September employment report disappointed, with only 29,000 non-farm payrolls added and the unemployment rate rising to 4.2%. In the euro area, GDP grew by 0.4% in the third quarter, despite a surprise 0.1% contraction in France. However, the composite PMI fell to 51.9 in October from 53.1 in September, significantly below expectations. In China, third-quarter GDP growth came in at 4.5% year on year, but the economy remains highly unbalanced and household consumption very weak. Following September—the first month in history in which the ECB, the Fed and the BoJ all raised their key policy rates—all three central banks decided to leave rates unchanged in October. The Fed maintained the federal funds target range at 3.75–4.00%, although two FOMC members, Lisa Cook and Beth Hammack, voted in favor of a further increase. Kevin Warsh indicated that September's rate hike had begun to take effect and that tighter financial conditions were consistent with a more sustained period of growth and price stability. The BoJ left its main policy rate unchanged at 1.25% but opened the door to a rate increase in December. Lastly, the ECB kept its deposit rate at 2.50%, even though European energy prices now lie between the "adverse" and "severe" scenarios discussed in September, increasing upside risks to inflation and downside risks to growth. The Governing Council discussed a further rate increase but concluded that uncertainty remained too high, while indicating that "the direction is fairly clear" to all its members. For the time being, it does not see a substantial risk of second-round effects.

Despite the rise in oil prices, government bond yields declined significantly over the month, supported by a flight to safe-haven assets towards month-end and by the central banks' decision to pause. The US 10-year yield fell by nearly 40 basis points to 4.90%, after briefly exceeding 5.30% during the month. The German 10-year yield declined by approximately 25 basis points to 3.29%, returning to its end-August levels. In Japan, the 10-year yield fell back below 3% to 2.77%, its lowest level in almost three months. Gold declined again, falling by approximately 6% over the month to just over $3,875 per ounce, weighed down by the prospect of further Fed rate hikes. Equity markets were unsettled towards the end of the month by concerns over the profitability of AI-related investments. The S&P 500 fell by 0.9% over the month and the Nasdaq by more than 5%, while the Dow Jones gained 1.7%. The STOXX Europe 600 proved more resilient, rising by 1.9%. Asian markets, which have greater exposure to the semiconductor sector, declined significantly: the Nikkei lost nearly 5.2%, while the MSCI Emerging Markets Index fell by 8.1%, its worst monthly performance since the start of the war in Iran. Over the period from 30 September to 29 October 2026, the CPR Invest – Global Silver Age portfolio gained 5.78% in EUR before fees, compared with 0.97% for the MSCI World, representing outperformance of 4.81 percentage points over the month. The month was marked by a significant sector rotation, as concerns about the valuation and monetization of artificial intelligence benefited defensive sectors—particularly healthcare—at the expense of semiconductors and some technology stocks. This environment was especially favorable for the portfolio: its structural underweight in technology generated a positive allocation effect of 1.72 percentage points, while its lack of exposure to semiconductors contributed 1.93 percentage points.

Healthcare was the main performance driver, with a positive allocation effect of 3.78 percentage points. The sector benefited from a favorable market environment, with the US healthcare segment gaining more than 3% during the week preceding the end of the period amid a rotation away from AI-related stocks and a search for earnings visibility. Pharmaceutical stocks also benefited from clinical data presented at ESMO, including several significant advances in oncology. The position in Eli Lilly gained 24.6%, supported by continued strong demand for Mounjaro and Zepbound. The US GLP-1 market remains dominated by Lilly's tirzepatide, whose share of prescriptions is estimated at approximately 58%, compared with around 36% for Novo Nordisk's semaglutide. Lilly also benefited from the expansion of its Medicare Bridge program, which had enrolled more than 500,000 patients by the end of September, although third-quarter Foundayo sales fell short of expectations. AbbVie rose by 13.21%, supported by strong momentum for Skyrizi and Rinvoq, as well as the approval of subcutaneous Skyrizi induction therapy for Crohn's disease. The company also has several potential catalysts in 2027, particularly in alopecia areata, vitiligo and hidradenitis suppurativa, although the initial results for lutikizumab in the latter indication appear less differentiated than those for Bimzelx. AstraZeneca gained 16%, thanks to positive data from the VOLGA, SAFFRON and DeLLphi-305 trials presented at ESMO, which strengthened the potential of its oncology portfolio. However, the postponement of the AVANZAR results until early 2027 limited short-term visibility on the investment case, without at this stage constituting a negative signal regarding the treatment's efficacy. The position in UCB rose by 37% following a substantial upgrade to its 2026 guidance, driven by Bimzelx and Cimzia. Bimzelx is benefiting from strong prescription growth, improved access to US reimbursement networks and favourable conversions of patients who had previously relied on temporary access programs. Galderma gained 20% after reporting a better-than-expected quarter and raising its guidance, supported by Nemluvio and the prospects associated with the integration of ZO Skin Health. The position in EssilorLuxottica rose by 26% following the announcement of quarterly revenue growth of 7.2% at constant exchange rates, driven by its core business and connected products. By contrast, Argenx declined by 6.32%, as the discontinuation for futility of its Sjögren's syndrome trial overshadowed positive data for FB102 in coeliac disease. Industrials were the main area of weakness. Schneider Electric, down 20.06%, was the largest individual detractor, amid profit-taking in stocks exposed to the AI theme and technology-related capital expenditure. Consumer discretionary nevertheless made a positive contribution of 0.73 percentage points, thanks in particular to Royal Caribbean and Carnival, which gained 15.54% and 17.48%, respectively. Towards the end of the period, we began reducing some of our positions in selected pharmaceutical stocks following their spectacular gains in October. In November, market direction is likely to depend in particular on the outcome of the 3 November US midterm elections, movements in oil prices and monetary policy expectations. Historically, US markets have often risen following midterm elections, although this scenario remains contingent on a stabilization of energy prices. Conversely, a renewed escalation in the Middle East and Brent crude remaining above $120 per barrel would pose a risk to equity markets as a whole. The Fed and the ECB kept interest rates unchanged in October, but markets still expect a rate hike in December amid persistent inflation. Against this backdrop, the Global Silver Age strategy could continue to benefit from its exposure to defensive sectors and healthcare if investors remain focused on balance-sheet quality, earnings visibility and cash generation. The pharmaceutical sector also has its own catalysts, including earnings releases and clinical developments, although October's strong contribution cannot be extrapolated. Conversely, a decline in bond yields and oil prices, coupled with a return of risk appetite following the US elections, could support a rebound in industrial, electrification and robotics stocks. Such a move could help offset the relative drag from this theme observed in October, provided that concerns over the financing of AI-related investments ease. The asset management segment would remain more directly exposed to market performance, net inflows and financial conditions. The portfolio's performance profile in November will therefore depend on the balance between a continued defensive rotation benefiting healthcare and a potential return to cyclical and technology sectors. Lastly, the positive contribution from stocks outside the investment universe cannot be considered sustainable: it could diminish or even reverse if banks, energy stocks or large technology companies rebound. Diversification across healthcare, ageing-related consumption, financial services and automation will therefore remain a key driver of the strategy's relative performance.

CPR INVEST - GLOBAL SILVER AGE - A2 SGDH - ACC

EQUITY

31/10/2026

Important and Legal Information

This document contains information about CPR Invest - Global Silver Age (the “Fund”), a sub-fund of CPR Invest, an undertaking for collective investment in transferable securities existing under Part I of the Luxembourg law of 17 December 2010, organised as a société anonyme and qualifies as a société d'investissement à capital variable (SICAV) registered with the Luxembourg Trade and Companies Register under number B-189.795 and having its registered office at 5, allee Scheffer, L-2520 Luxembourg. The management company of the Fund is CPR Asset Management – 91-93, Boulevard Pasteur 75015 Paris - France and the Singapore Representative of the Fund is Amundi Singapore Limited (Registration No. 198900774E), 80 Raffles Place, UOB Plaza 1, #37-01A, Singapore 048624 (CPR Asset Management and/or its affiliated companies, including without limitation Amundi Singapore Limited, being hereinafter referred to individually or jointly as "Amundi”). Amundi Singapore Limited is regulated by the Monetary Authority of Singapore.

This is a marketing communication. Investors should read the Singapore Prospectus and the Product Highlights Sheet before deciding to invest in the Fund. The share classes of the Fund available for offer to the retail public in Singapore are set out in the Singapore Prospectus and the Product Highlights Sheet, which together with the latest annual and semi-annual reports (if any) may be obtained, free of charge, at the registered office of the Singapore Representative of the Fund or at www.amundi.com.sg or the Fund’s authorised distributors.

This document is for information purposes only, is not a recommendation, financial analysis or advice, and does not constitute a solicitation, invitation or offer to purchase or sell the Fund in any jurisdiction where such offer, solicitation or invitation would be unlawful. This information is not for distribution and does not constitute an offer to sell or the solicitation of any offer to buy any securities or services in the United States or in any of its territories or possessions subject to its jurisdiction to or for the benefit of any U.S. Person (as this term is defined in SEC Regulation S under the U.S. Securities Act of 1933 and in the Singapore Prospectus of the Fund). The Fund is not registered in the United States under the Investment Company Act of 1940 and shares of the Fund are not registered in the United States under the Securities Act of 1933. Accordingly, this document is for distribution or to be used solely in jurisdictions where it is permitted and to persons who may receive it without breaching applicable legal or regulatory requirements, or that would require the registration of Amundi or its affiliates in these countries.

Past performance and any forecasts made are not indicative of future performance of the Fund.

Please note that distribution/dividends (if applicable) are not guaranteed unless otherwise stated in the dividend policy for the relevant share class contained in the Singapore Prospectus. Investors should review the relevant dividends disclosure report (if applicable) found on www.amundi.com.sg. Any opinion or view presented is subject to change without notice. The information in this document is intended for general circulation without taking into account the specific investment objectives, financial situation or particular needs of any particular investor. An investor may wish to seek advice from a financial adviser regarding the suitability of the Fund, taking into account the specific investment objectives, financial situation or particular needs of any person in receipt of the recommendation, before making a commitment to purchase shares in the Fund.

The Fund may invest in Additional Tier 1 and/or Tier 2 capital instruments issued by banks and insurers incorporated in Singapore, which have loss absorption features and include terms which may result in such instruments being, inter alia, partly or wholly written off, written down and/or converted to ordinary shares of the issuer upon the occurrence of a pre-defined trigger event. Trigger events are complex and difficult to predict, may be outside of the issuer’s control (for example, due to regulatory action) and can result in a significant or total reduction in the value of such instruments, thereby giving rise to loss suffered by the Fund. Investors should not purchase the shares / units of the Fund if they do not understand the nature of an investment in Additional Tier 1 and/or Tier 2 capital instruments or are not comfortable with the accompanying risks. Retail investors who do not have the knowledge or experience of investing in such sophisticated products are encouraged to seek advice from a professional financial adviser. Investors should determine the suitability of an investment in the Fund in light of their own circumstances, and in particular the risk that their lack of relevant knowledge and expertise may cause them to lose all or a significant portion of the amount invested.

Where applicable and contemplated in the Singapore Prospectus, the Fund may invest in financial derivatives as part of its strategy, and a material portion of the returns may be generated from financial derivative strategies. In such scenarios, the Fund will be subject to risks associated with such investments as further detailed in the Singapore Prospectus. Additional risk factors are described in the Singapore Prospectus. Investments in the Fund are subject to investment risks, including the possible loss of the principal amount invested. Such activities may not be suitable for everyone. Value of the shares in the Fund and the income accruing to the shares, if any, may fall or rise. Any forecast, projection or target is indicative only and is not guaranteed in any way. Such information is solely indicative and may be subject to modification from time to time. References to specific securities are presented to illustrate the application of our investment philosophy only and are not to be considered recommendation by Amundi.

It is the responsibility of investors to read the legal documents in force in particular the current Singapore prospectus of the Fund. Subscriptions in the Fund will only be accepted on the basis of their latest prospectus available in English and/or the Product Highlights Sheet. A summary of information about investors’ rights and collective redress mechanisms can be found in English on the regulatory page at https://about.amundi.com/Metanav-Footer/Footer/Quick-Links/Legal-documentation.

Information on sustainability-related aspects (if applicable) can be found at https://about.amundi.com/Metanav-Footer/Footer/Quick-Links/Legal-documentation.

The information contained in this document is as at the date of publication of this document except where otherwise stated. The information contained in this document has been obtained from sources believed to be reliable but has not been independently verified, although Amundi and its affiliated companies believe it to be fair and not misleading. Total percentage may not add to 100% due to rounding. Amundi does not accept any liability whatsoever whether direct or indirect that may arise from the use of information contained in this document. Amundi and its associates, directors, connected parties and/or employees may from time to time have interests and or underwriting commitments in the investments mentioned in this document. Amundi does not guarantee that all risks associated to the transactions mentioned herein have been identified, nor does it provide advice as to whether you should enter into any such transaction. Amundi does not make any representation as to the merits, suitability, expected success, or profitability of any such transaction mentioned herein.

Pursuant to the new Guidelines on marketing communications under Regulation (EU) 2019/1156 of 20 June 2019 on cross-border distribution of funds issued by the European Securities and Markets Authority (ESMA), performance returns which are less than 12 months will not be reported for European domiciled funds.

This advertisement or publication has not been reviewed by the Monetary Authority of Singapore.

The information contained shall not be copied, reproduced, modified, translated or distributed without the prior written approval of Amundi.