CPR INVEST - CLIMATE ACTION - F EUR - ACC

LU1902444402

EQUITY | 31/10/2026

KEY FEATURES *(Source: Amundi Group)*

Creation date : 07/12/2018
AMF classification : -
Benchmark : 100% MSCI ACWI
Currency : EUR
Type of shares : A : Capitalization
ISIN code : LU1902444402
Minimum recommended investment horizon :
5 years

Risk Indicator *(Source : Fund Admin)*

1 | 2 | 3 | **4** | 5 | 6 | 7

Lower Risk — Higher Risk

⚠ The SRI represents the risk and return profile as presented in the Key Information Document (KID). The lowest category does not imply that there is no risk. The SRI is not guaranteed and may change over time. The risk indicator assumes you keep the product for 5 years.
The summary risk indicator is a guide to the level of risk of this product compared to other products. It shows how likely it is that the product will lose money because of movement in the markets or because we are not able to pay you.

KEY FIGURES *(Source: Amundi Group)*

Net Asset Value (NAV) : 179.02 (EUR)
Assets Under Management (AUM) :
1,714.06 (million EUR)
Last coupon : -

KEY PEOPLE *(Source: Amundi Group)*

Management company : CPR ASSET MANAGEMENT

OPERATION & FEES *(Source: Amundi Group)*

Frequency of NAV calculation : Daily
Minimum initial subscription :
1 Ten-Thousandth of Share(s)/Equitie(s)
Minimum subsequent subscription :
1 Ten-Thousandth of Share(s)/Equitie(s)
Subscription fee (max) : 0.00%
Redemption fee : 0.00%
Management fees and other administrative or operating costs :
2.95%
Performance fees : Yes

All details are available in the legal documentation

INVESTMENT STRATEGY *(Source: Amundi Group)*

The investment objective is to outperform global equity markets over a long-term period (minimum of five years) by investing in international equities committed to limiting impact of climate change, while integrating Environmental, Social and Governance (E, S, and G – or, when taken together, ESG) criteria in the investment process.

ANALYSIS OF THE NET PERFORMANCE *(Source: Fund Admin)*

CHANGE IN NET ASSET VALUE BASE 100 *(Source: Fund Admin)*

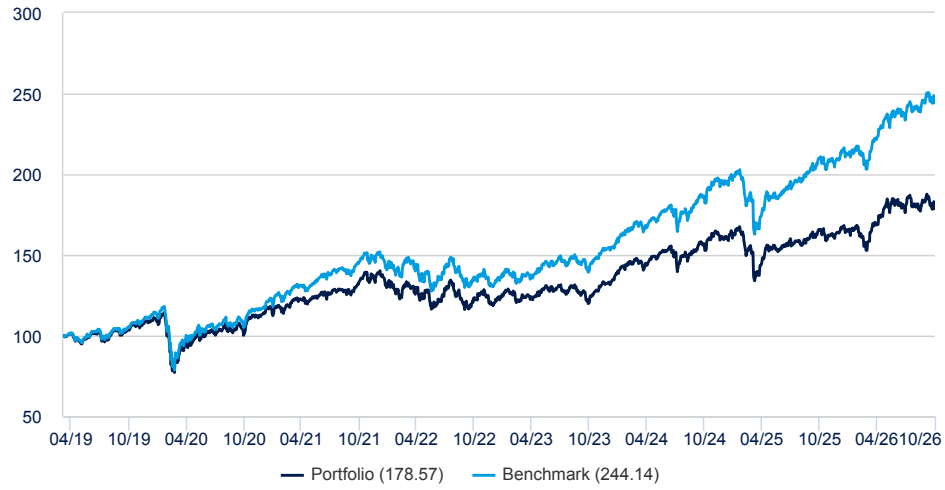

ANNUALISED PERFORMANCES *(Source: Fund Admin)* [1]

Since	1 year 31/10/2025	3 years 31/10/2023	5 years 29/10/2021	10 years -	Since 05/04/2019
Portfolio	7.69%	13.71%	6.06%	-	7.95%
Benchmark	16.14%	20.10%	10.89%	-	12.50%
Spread	-8.45%	-6.38%	-4.83%	-	-4.55%

[1] Annualised data

ANNUAL PERFORMANCES *(Source: Fund Admin)* [2]

	2025	2024	2023	2022	2021	2020	2019	2018	2017	2016
Portfolio	2.37%	20.21%	11.70%	-13.93%	20.91%	5.88%	-	-	-	-
Benchmark	7.86%	25.33%	18.06%	-13.01%	27.54%	6.65%	-	-	-	-
Spread	-5.50%	-5.13%	-6.36%	-0.91%	-6.63%	-0.78%	-	-	-	-

[2] Performance varies over time and is not a reliable indication of future results. The investments are subject to market fluctuations and may gain or lose value.

RISK ANALYSIS *(Source: Fund Admin)*

	1 year	3 years	5 years	Inception to date
Portfolio volatility *	12.77%	12.63%	13.31%	15.49%
Benchmark volatility	10.19%	11.64%	12.71%	14.92%

Volatility is a statistical indicator that measures the variability of an asset around its mean. The data are annualised.

Before subscribing , please refer to the Key Investor Information Document (KIID)

The investor's should take into account all the features or objectives of the fund before deciding to invest in it. There is no guarantee that the ESG considerations will improve the investment strategy or performance of a fund.

CPR INVEST - CLIMATE ACTION - F EUR - ACC

EQUITY

31/10/2026

PORTOFOLIO ANALYSIS *(Source: Amundi Group)*

Issuer number (excluding cash) : 78

MAIN POSITIONS IN PORFOLIO

*(Source: Amundi Group) **

	Sector	Weight	Spread / Index
MICROSOFT CORP	Information Technology	5.52%	1.87%
NVIDIA CORP	Information Technology	5.24%	0.45%
TAIWAN SEMICONDUCTOR-SP ADR	Information Technology	4.25%	4.25%
APPLE INC	Information Technology	4.18%	-0.82%
ALPHABET INC CL A	Communication Services	3.38%	1.75%
SAMSUNG ELECTRONICS	Information Technology	3.00%	2.21%
BROADCOM INC	Information Technology	2.41%	0.89%
ADVANCED MICRO DEVICES	Information Technology	2.16%	1.26%
SCHNEIDER ELECT SE	Industrials	1.82%	1.67%
TJX COMPANIES INC	Consumer Discretionary	1.73%	1.57%

* Excluding mutual funds

GEOGRAPHICAL BREAKDOWN

(Source: Amundi Group)

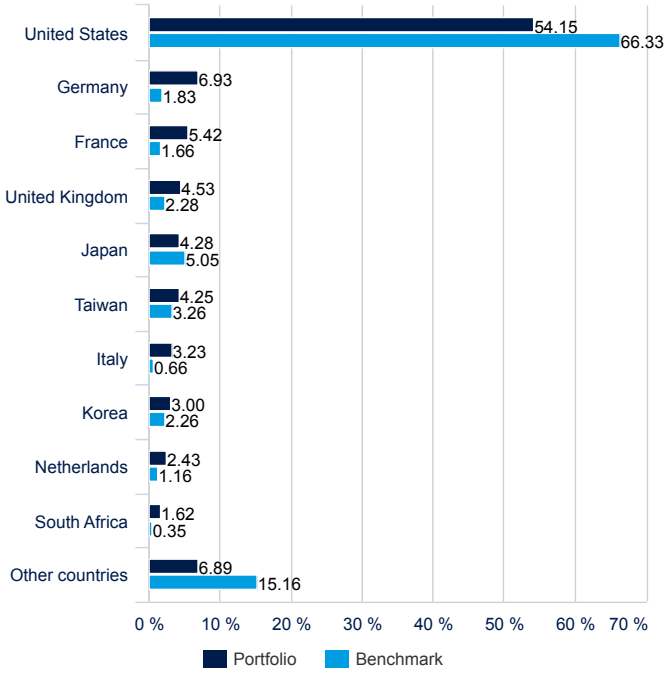

SECTOR BREAKDOWN *(Source: Amundi Group)*

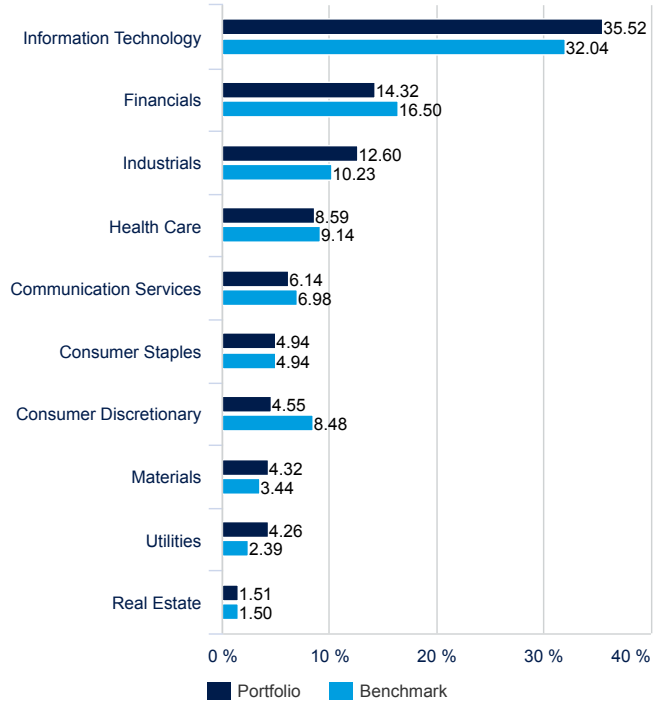

Excluding mutual funds

CPR INVEST - CLIMATE ACTION - F EUR - ACC

EQUITY

31/10/2026

TEAM MANAGEMENT



Alexandre Blein

Portfolio Manager



Yasmine De Bray

Portfolio Manager

The information in this publication is not intended for distribution, or use by any person or entity in any country or jurisdiction where such distribution or use would be contrary to legal or regulatory provisions, or which would require the Manager company to comply with registration requirements of these countries. This publication - or each of its elements considered as such - does not constitute an offer to purchase securities or public offering, or investment advice, or any solicitation of CPR AM. We recommend that you research carefully before making any investment decision. Any subscription should be based on the current prospectus on the website www.cpr-am.fr. The information in this document has no contractual value and do not engage the responsibility of CPR AM. They are based on sources we consider reliable, but we do not guarantee that it is accurate, complete, valid or relevant, and they should not be considered as such for any purpose whatsoever. This publication may be reproduced, in whole or in part, or disclosed to third parties without prior authorization.

INVEST FOR GOOD

CPR INVEST - CLIMATE ACTION - F EUR - ACC

EQUITY

31/10/2026

SRI Terminology

Socially Responsible Investment (SRI)

The SRI expresses sustainable development objectives in investment decisions by adding Environmental, Social and Governance (ESG) criteria in addition to the traditional financial criteria.

SRI thus aims to balance economic performance and social and environmental impact by financing companies and public entities which contribute to sustainable development whatever their business sector. By influencing the governance and behaviour of stakeholders, SRI promotes a responsible economy.

ESG criteria

The criteria are extra-financial criteria used to assess the Environmental, Social and Governance practices of companies, states or local authorities:
"E" for Environment (energy and gas consumption levels, water and waste management, etc.).
"S" for Social/Society (respect for human rights, health and safety in the workplace, etc.).
"G" for Governance (independence of board of directors, respect for shareholders' rights, etc.)

ESG rating scale

Rating scale from A (best score) to G (worst score)



AVERAGE ESG RATING (source : Amundi)

Environmental, Social and Governance rating. Information on sustainability-related aspects can be found at https://about.amundi.com/legal-documentation

ESG Benchmark

100% MSCI ACWI

Portfolio Breakdown by ESG Rating[1]

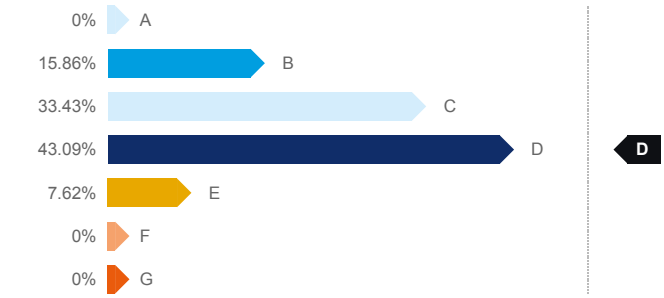

ESG Scores and Ratings

	Portfolio	Benchmark
E Score	0.67	0.22
S Score	0.37	-0.18
G Score	0.12	-0.39
ESG Score	0.48	-0.14
ESG Rating c.	D	D

Coverage of ESG[1] analysis (Source: Amundi)

Number of issuers in the portfolio	79
% of the portfolio with an ESG rating[2]	100%

ISR Label

Sustainability Level (source : Morningstar)

The sustainability level is a rating produced by Morningstar that aims to independently measure the level of responsibility of a fund based on the values in the portfolio. The rating ranges from very low (1 Globe) to very high (5 Globes).

MorningstarSustainabilityRatingDate : **31/08/2026**

Source Morningstar ©
Sustainability Score - based on corporate ESG risk analysis provided by Sustainalytics used in the calculation of Morningstar's sustainability score.
© 2026 Morningstar. All rights reserved. The information contained here: (1) is owned by Morningstar and / or its content providers; (2) may not be reproduced or redistributed; and (3) are not guaranteed to be accurate, complete or timely. Neither Morningstar nor its content providers are responsible for any damages or losses arising from the use of this information. Past performance is no guarantee of future results. For more information on the Morningstar Rating, please see their website www.morningstar.com.

[1] Outstanding securities in terms of ESG criteria excluding cash assets.

The decision of the investor to invest in the promoted fund should take into account all the characteristics or objectives of the fund.

CPR INVEST - CLIMATE ACTION - F EUR - ACC

EQUITY

31/10/2026

Focus on Environmental, Social and Governance key performance indicators

In addition to the overall ESG assessment of the portfolio and the E, S and G dimensions, the manager uses impact indicators to assess the ESG quality of his portfolio. Four representative indicators of Environment, Social, Human Rights and Governance have been identified. The manager's minimum objective is to deliver a quality score higher than that of the index on at least two of the indicators.

ENVIRONMENT:Carbon intensity

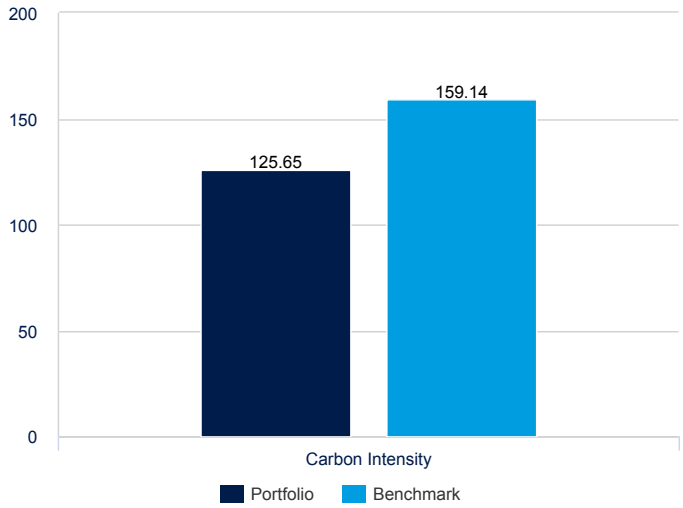

GHG intensity of investee companies – tCO2eq/€m de revenus
Source : Trucost

Coverage rate (Portfolio/Benchmark)	100%	99.20%

ENVIRONMENT:Investments in companies without carbon emissions reduction initiatives (%)

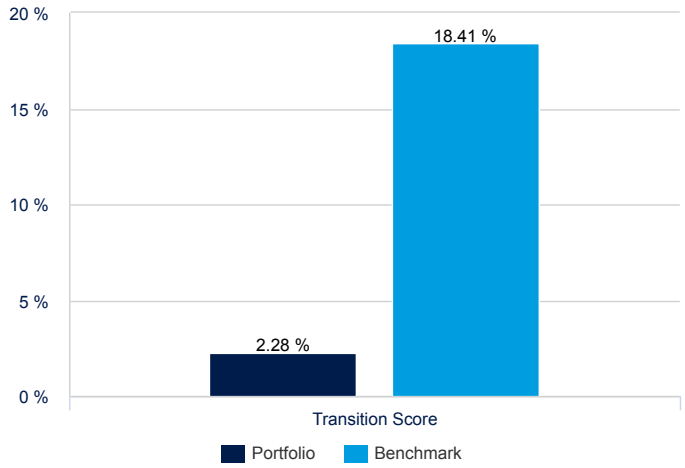

Share of investments in investee companies without carbon emission reduction initiatives aimed at aligning with the Paris Agreement
Source:SBTi, CDP

Coverage rate (Portfolio/Benchmark)	100%	100%

GOVERNANCE:Independent board members

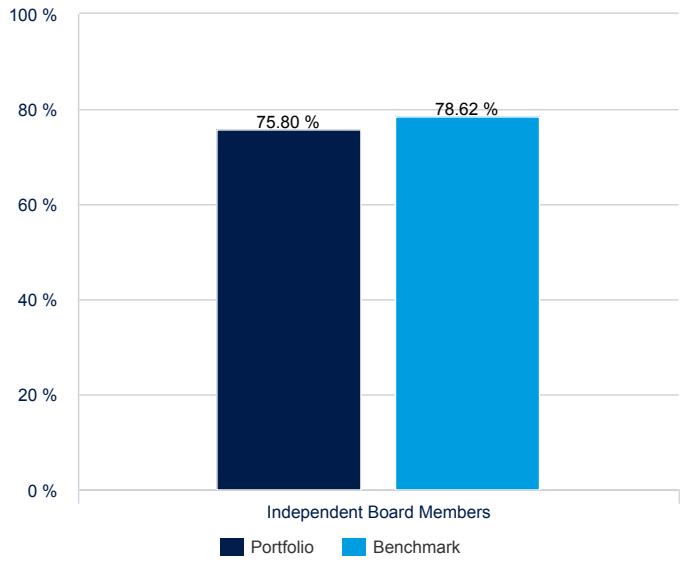

Coverage rate (Portfolio/Benchmark)	99.43%	99.66%

RESPECT FOR HUMAN RIGHTS: decent work and freedom of association

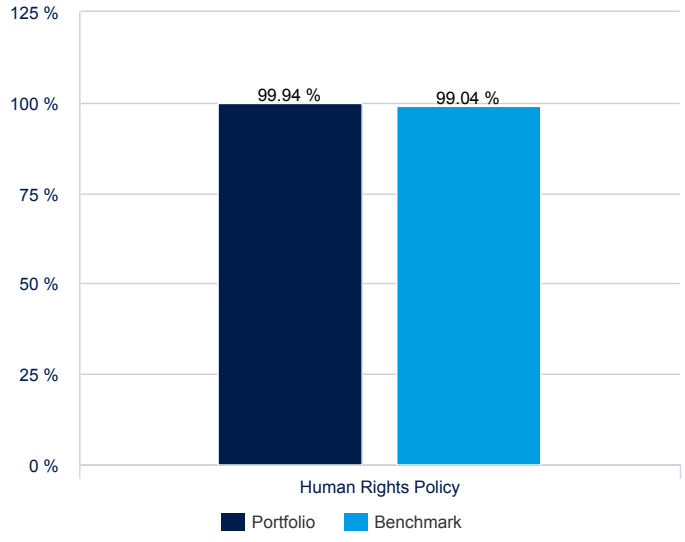

Coverage rate (Portfolio/Benchmark)	99.43%	99.66%

CPR INVEST - CLIMATE ACTION - F EUR - ACC

EQUITY 31/10/2026

Sources and definitions

Carbon Intensity:PAI 3 measures carbon emissions expressed in million euros (€ million) of revenue. The Greenhouse Gas intensity of the relevant portfolio is determined by calculating the portfolio weighted average of the total greenhouse gas emissions intensity per million euros of sales of the companies in the portfolio (t/EUR million sales).

Amundi relies on the data provider S&P-Trucost, whose methodology is based on the Greenhouse Gas Protocol:
Scope 1: Direct emissions generated by resources owned or controlled by the company.
Scope 2: Indirect emissions generated by the purchase or production of electricity, steam, or heat.
Scope 3: All other indirect emissions, both upstream and downstream of the value chain. For data robustness reasons, we have chosen to use emissions from upstream Scope 3 activities.

Investments in companies that have not taken initiatives to reduce their carbon emissions:The extent of investments in companies without carbon emissions reduction initiatives in the relevant portfolio is assessed by calculating the sum of the weights of these companies in the relevant portfolio that don't have submitted Science-Based Target (SBT) or CDP target. The PAI indicator uses the ""relevant"" approach, meaning that the denominator is determined by considering the relevant portfolio. The weights of the portfolio are adjusted to account for incomplete data coverage.

Independent board members:Board independence. average percentage of independent directors on the Board of Directors. Data provider: Refinitiv

Human rights policy:Board independence. average percentage of independent directors on the Board of Directors. Data provider: Refinitiv"

CPR INVEST - CLIMATE ACTION - F EUR - ACC

EQUITY

31/10/2026

AVERAGE ESG RATING (source : Amundi)

Environmental, Social and Governance rating. Information on sustainability-related aspects can be found at https://about.amundi.com/legal-documentation

ESG Investment Universe: 100% MSCI ACWI

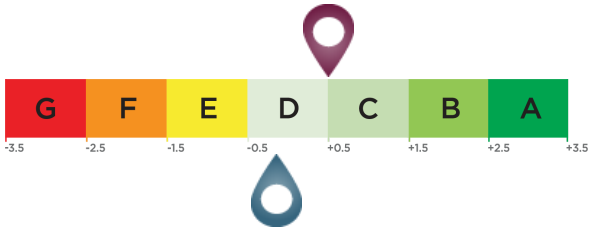

Investment Portfolio Score: 0.48

ESG Investment Universe Score[1]: -0.14

ESG Coverage (source: Amundi) *

	Portfolio	ESG Investment Universe
Percentage with an Amundi ESG rating [2]	100.00%	99.90%
Percentage that can have an ESG rating [3]	99.05%	100.00%

* Securities that can be rated on ESG criteria. The total may be different from 100% to reflect the real exposure of the portfolio (cash included).

ESG Terminology

ESG criteria

The criteria are extra-financial criteria used to assess the Environmental, Social and Governance practices of companies, states or local authorities:
"E" for Environment (energy and gas consumption levels, water and waste management, etc.).
"S" for Social/Society (respect for human rights, health and safety in the workplace, etc.).
"G" for Governance (independence of board of directors, respect for shareholders' rights, etc.)

ESG Rating

The issuer's ESG rating: each issuer is assessed on the basis of ESG criteria and obtains a quantitative score, the scale of which is based on the sector average. The score is translated into a rating on a scale from A (highest rating) to G (lowest rating). The Amundi methodology provides for a comprehensive, standardised and systematic analysis of issuers across all investment regions and asset classes (equities, bonds, etc.).
ESG rating of the investment universe and the portfolio: the portfolio and the investment universe are given an ESG score and an ESG rating (from A to G). The ESG score corresponds to the weighted average of the issuers' scores, calculated according to their relative weighting in the investment universe or in the portfolio, excluding liquid assets and non-rated issuers.

Amundi ESG Mainstreaming

In addition to complying with Amundi Responsible Investment Policy[4], Amundi ESG Mainstreaming portfolios have an ESG performance objective that aims to achieve a portfolio ESG score above the ESG score of their ESG Investment universe.

[1] The investment universe reference is defined by either the fund's reference indicator or an index representative of the ESG-related investable universe.
[2] Percentage of securities with an Amundi ESG rating out of the total portfolio (measured in weight) that can be related.
[3] Percentage of securities for which an ESG rating methodology is applicable out of total portfolio (measured in weight).
[4] The updated document is available at https://www.amundi.com/int/ESG.

Sustainability Level (source : Morningstar)



The sustainability level is a rating produced by Morningstar that aims to independently measure the level of responsibility of a fund based on the values in the portfolio. The rating ranges from very low (1 Globe) to very high (5 Globes).

Source Morningstar ©
Sustainability Score - based on corporate ESG risk analysis provided by Sustainalytics used in the calculation of Morningstar's sustainability score.
© 2026 Morningstar. All rights reserved. The information contained here: (1) is owned by Morningstar and / or its content providers; (2) may not be reproduced or redistributed; and (3) are not guaranteed to be accurate, complete or timely. Neither Morningstar nor its content providers are responsible for any damages or losses arising from the use of this information. Past performance is no guarantee of future results. For more information on the Morningstar Rating, please see their website www.morningstar.com.