

KEY FEATURES (Source: Amundi Group)


Creation date : 16/10/2020
AMF classification : -
Benchmark : 100% MSCI WORLD
Currency : EUR
Type of shares : A : Capitalization
ISIN code : LU1989767253
Minimum recommended investment horizon : 5 years

Risk Indicator (Source : Fund Admin)



Lower Risk

Higher Risk

 The risk indicator assumes you keep the product for 5 years. The summary risk indicator is a guide to the level of risk of this product compared to other products. It shows how likely it is that the product will lose money because of movement in the markets or because we are not able to pay you.

KEY FIGURES (Source: Amundi Group)

Net Asset Value (NAV) : 131.82 (EUR)
Assets Under Management (AUM) : 614.31 (million EUR)
Last coupon : -

KEY PEOPLE (Source: Amundi Group)

Management company : CPR ASSET MANAGEMENT

OPERATION & FEES (Source: Amundi Group)

Frequency of NAV calculation : Daily
Minimum initial subscription : 1 Ten-Thousandth of Share(s)/Equitie(s)
Minimum subsequent subscription : 1 Ten-Thousandth of Share(s)/Equitie(s)
Subscription fee (max) : 5.00%
Redemption fee : 0.00%
Management fees and other administrative or operating costs : 2.00%
Performance fees : Yes

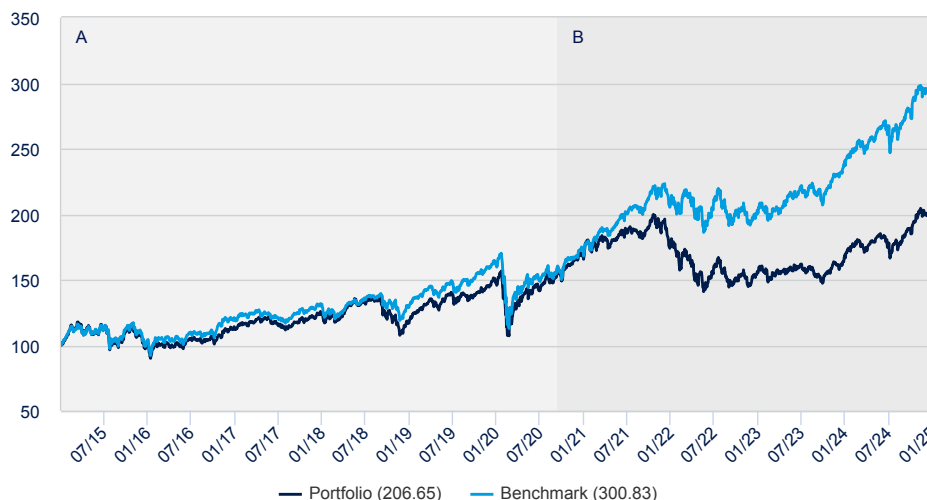
All details are available in the legal documentation

INVESTMENT STRATEGY (Source: Amundi Group)

The Compartment's objective is to outperform the MSCI World (dividend reinvested) index over a long-term period (minimum of five years) by investing in international equities involved in the consumption related to individual self-fulfillment and well-being.

ANALYSIS OF THE NET PERFORMANCE (Source: Fund Admin)

CHANGE IN NET ASSET VALUE BASE 100 (Source: Fund Admin)



A : Simulation based on the performance from inception to Oct 15, 2020 of AF - CPR Global Lifestyles - AE (C) absorbed by CPR Invest - Global Lifestyles - A EUR - Acc on Oct 16, 2020. CPR Invest - Global Lifestyles - A EUR - Acc has adopted a fee structure with the same total ongoing charges than those of AF - CPR Global Lifestyles - AE (C) estimated at the merger date Oct 16, 2020.

B : Performance of CPR Invest - Global Lifestyles - A EUR - Acc since its launch date.

ANNUALISED PERFORMANCES (Source: Fund Admin) ¹

Depuis le	1 year 31/01/2024	3 years 31/01/2022	5 years 31/01/2020	10 years 30/01/2015	Since 08/12/2006
Portfolio	24.04%	4.69%	7.24%	7.51%	8.24%
Benchmark	26.86%	12.32%	13.50%	11.64%	10.94%
Spread	-2.81%	-7.63%	-6.27%	-4.13%	-2.70%

¹ Annualised data

Calendar year performance * (Source: Fund Admin)

	2024	2023	2022	2021	2020	2019	2018	2017	2016	2015
Portfolio	23.24%	10.79%	-24.58%	15.99%	15.58%	29.96%	-7.63%	9.28%	1.22%	14.52%
Benchmark	26.60%	19.60%	-12.78%	31.07%	6.33%	30.02%	-4.11%	8.03%	6.23%	17.50%
Spread	-3.36%	-8.81%	-11.80%	-15.08%	9.25%	-0.06%	-3.53%	1.24%	-5.01%	-2.98%

RISK ANALYSIS (Source: Fund Admin)

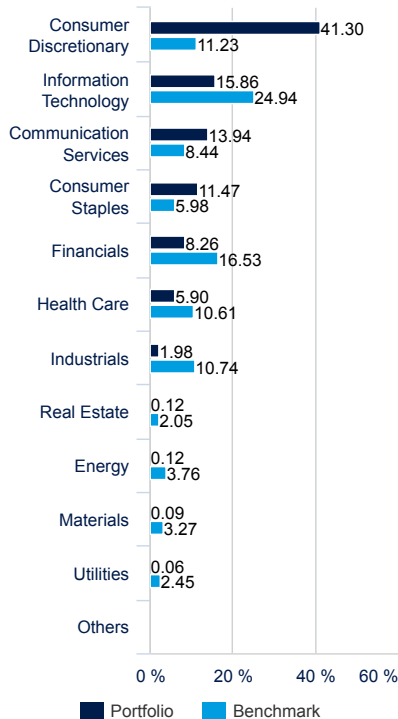
	1 year	3 years	5 years	Inception to date
Portfolio volatility	11.09%	14.04%	17.30%	17.72%
Benchmark volatility	10.58%	13.10%	16.68%	-

Volatility is a statistical indicator that measures the variability of an asset around its mean. The data are annualised.

Before subscribing , please refer to the Key Investor Information Document (KIID)

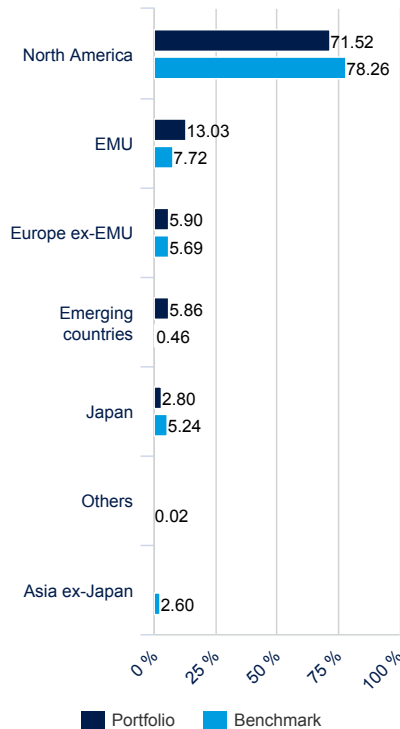
PORTFOLIO BREAKDOWN (Source: Amundi Group)

SECTOR BREAKDOWN (Source: Amundi Group) *



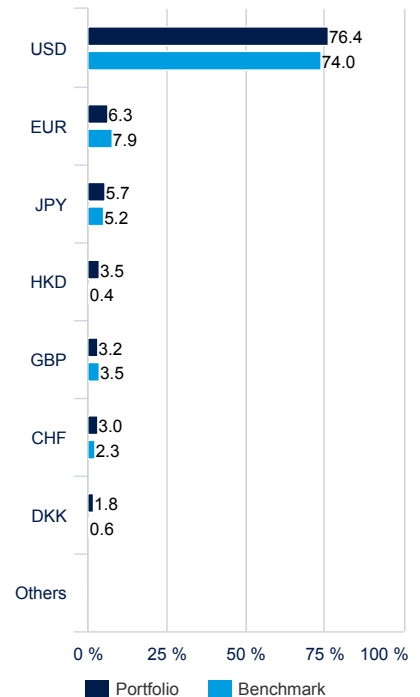
* % of assets

GEOGRAPHICAL BREAKDOWN (Source: Amundi Group)



Portfolio Benchmark

BREAKDOWN BY CURRENCY (Source: Amundi Group) **



** As a percentage of the assets - including currency hedging

ANALYSIS RATIOS

(Source : Groupe Amundi)

Average market Cap (Bn €)
 % Mid Caps + Small Caps
 % Large Caps
 Per 12 Month forward
 Price to Book
 Price to Cash Flow
 Dividend Yield (%)
 Annualized EPS Growth (n/n+2) (%)
 Annualized Revenue Growth (n/n+2) (%)

Portfolio	Benchmark
710.96	745.11
26.25	25.68
73.75	74.32
23.34	19.67
6.22	3.57
17.81	15.95
0.92	1.70
15.75	14.46
9.96	8.91

Issuer number (excluding cash)

59

Cash as % of total assets

3.26%

MAIN POSITIONS IN PORTFOLIO

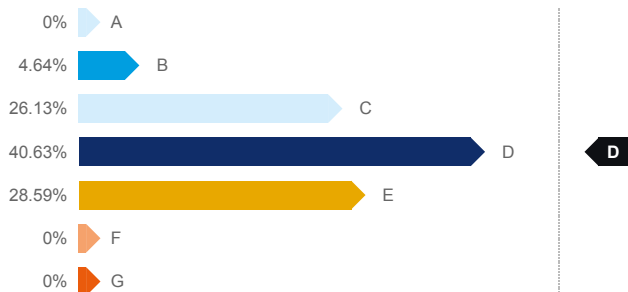
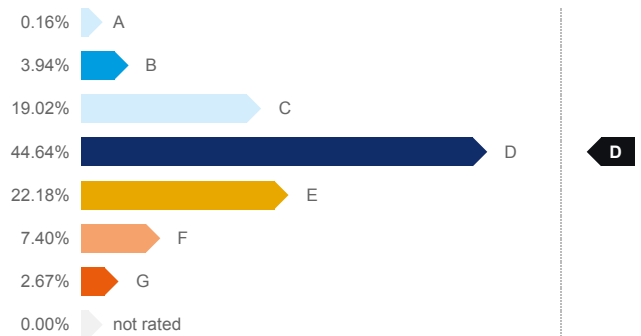
(Source: Amundi Group) *

	Sector	Weight	Spread / Index
MICROSOFT CORP	Information Technology	4.93%	0.89%
NVIDIA CORP	Information Technology	4.67%	0.46%
ALPHABET INC CL A	Communication Services	4.52%	2.89%
WALMART INC	Consumer Staples	4.32%	3.72%
APPLE INC	Information Technology	4.03%	-0.95%
LOWE S COS INC	Consumer Discretionary	3.27%	3.06%
MASTERCARD INC-CL A	Financials	2.75%	2.11%
AMERICAN EXPRESS	Financials	2.61%	2.36%
SPOTIFY TECHNOLOGY SA	Communication Services	2.51%	2.39%
VISA INC-CLASS A SHARES	Financials	2.45%	1.66%

* Excluding mutual funds

OVERALL ESG RATING (source : Amundi)

Environmental, social and governance rating

Portfolio**Benchmark****Rating by E,S and G component**

	Portfolio	Benchmark
Environment	D	D
Social	D	D
Governance	D	D
Overall Rating	D	D

ESG coverage

Number of issuers in the portfolio	62
% of the portfolio with an ESG rating ²	100%

²Outstanding securities in terms of ESG criteria excluding cash assets.**Definitions and sources****Responsible Investment (RI)**

The SRI expresses sustainable development objectives in investment decisions by adding Environmental, Social and Governance (ESG) criteria in addition to the traditional financial criteria.

SRI thus aims to balance economic performance and social and environmental impact by financing companies and public entities which contribute to sustainable development whatever their business sector. By influencing the governance and behaviour of stakeholders, SRI promotes a responsible economy.

ESG criteria

Extra-financial criteria are used to assess the Environmental, Social and Governance practices of companies, states or local authorities:

- o "E" for Environment: energy consumption and greenhouse gas emissions, water and waste management, etc.
- o "S" for Social/Society: human rights, health and safety, etc.
- o "G" for Governance: independence of board of directors, respect of shareholders' rights, etc.

Amundi Group' ratings range issuers from A to G, with A being the highest rating and G the lowest.