CPR INVEST - CLIMATE ACTION - A2 SGDH - ACC

LU1989772840

EQUITY | 31/10/2026

KEY FEATURES *(Source: Amundi Group)*

Inception date : 02/10/2019
Fund structure : SICAV under Luxembourg law
Directive : UCITS IV
Benchmark : 100% FONDS NON BENCHMARKE
Currency : SGD
Type of shares : Capitalization
ISIN code : LU1989772840
Bloomberg code : CPRCAUA LX
Minimum recommended investment horizon :
5 years

Risk Indicator *(Source : Fund Admin)*

1 **2** 3 4 5 6 7

Lower Risk — Higher Risk

⚠ The SRI represents the risk and return profile as presented in the Key Information Document (KID). The lowest category does not imply that there is no risk. The SRI is not guaranteed and may change over time. The risk indicator assumes you keep the product for 5 years.
The summary risk indicator is a guide to the level of risk of this product compared to other products. It shows how likely it is that the product will lose money because of movement in the markets or because we are not able to pay you.

KEY FIGURES *(Source: Amundi Group)*

Net Asset Value (NAV) : 186.10 (SGD)
Assets Under Management (AUM) :
2,444.85 (million SGD)

KEY PEOPLE *(Source: Amundi Group)*

Management company : CPR ASSET MANAGEMENT
Custodian / Administrator :
CACEIS Bank, Luxembourg Branch / CACEIS Fund Administration Luxembourg

OPERATION & FEES *(Source: Amundi Group)*

Frequency of NAV calculation : Daily
Order cut-off time : 14:00 CET Luxembourg time
Minimum initial subscription :
1 Ten-Thousandth of Share(s)
Minimum subsequent subscription : Nil
Subscription fee (max) / Redemption fee :
5.00% / 0.00%
Management fees and other administrative or operating costs :
2.25%
Performance fees : No

All details are available in the legal documentation

INVESTMENT STRATEGY *(Source: Amundi Group)*

The Compartment's objective is to outperform global equity markets over a long-term period (minimum of five years) by investing in international equities committed to limiting impact of climate change, while integrating Environmental, Social and Governance (E, S, and G – or, when taken together, ESG) criteria in the investment process. The investment objective is aimed to be in line with the United Nations Sustainable Development Goal (SDG) related to the climate challenge.

ANALYSIS OF THE NET PERFORMANCE *(Source: Fund Admin)*

CHANGE IN NET ASSET VALUE BASE 100 *(Source: Fund Admin)*

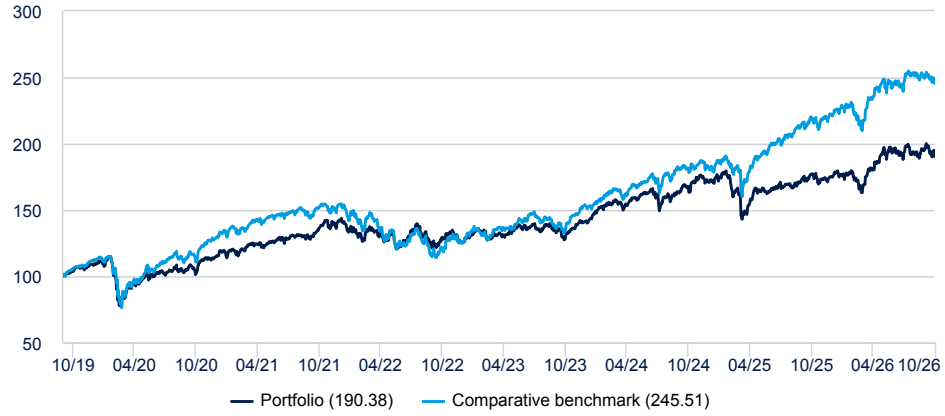

ANNUALISED PERFORMANCES *(Source: Fund Admin)* [1]

Since	YTD 31/12/2025	1 month 30/09/2026	3 months 31/07/2026	1 year 31/10/2025	3 years 31/10/2023	5 years 29/10/2021	Since 02/10/2019
Portfolio	9.07%	-2.33%	-1.19%	7.49%	13.81%	6.98%	9.52%

[1] Data corresponding to periods of more than a year are annualised.

Offer to Bid returns *

Since	YTD 31/12/2025	1 month 30/09/2026	3 months 31/07/2026	1 year 31/10/2025	3 years 31/10/2023	5 years 29/10/2021	Since 02/10/2019
Portfolio	3.87%	-6.98%	-5.89%	2.37%	40.39%	33.48%	81.32%

* Offer to Bid returns include an assumed sales charge of 5%, wich may or may not be charged to investors

ANNUAL PERFORMANCES *(Source: Fund Admin)* [2]

	2025	2024	2023	2022	2021	2020	2019	2018	2017	2016
Portfolio	2.18%	20.76%	13.01%	-11.52%	22.35%	6.95%	-	-	-	-
Comparative benchmark	22.34%	17.49%	22.20%	-18.36%	18.54%	16.25%	-	-	-	-
Comparative Spread	-20.16%	3.27%	-9.19%	6.84%	3.81%	-9.30%	-	-	-	-

[2] Performance varies over time and is not a reliable indication of future results. The investments are subject to market fluctuations and may gain or lose value.

RISK ANALYSIS *(Source: Fund Admin)* *

	1 year	3 years	5 years	Inception to date *
Portfolio Volatility	12.78%	12.67%	13.31%	15.86%

* Annualised data

CPR Asset Management is an innovative boutique and thematic centre of expertise for the Amundi Group

In Hong Kong, this material is solely for the attention of Professional Investors, not for Public Distribution.

CPR INVEST - CLIMATE ACTION - A2 SGDH - ACC

EQUITY

31/10/2026

PORTFOLIO BREAKDOWN *(Source: Amundi Group)*

SECTOR BREAKDOWN *(Source: Amundi Group) **

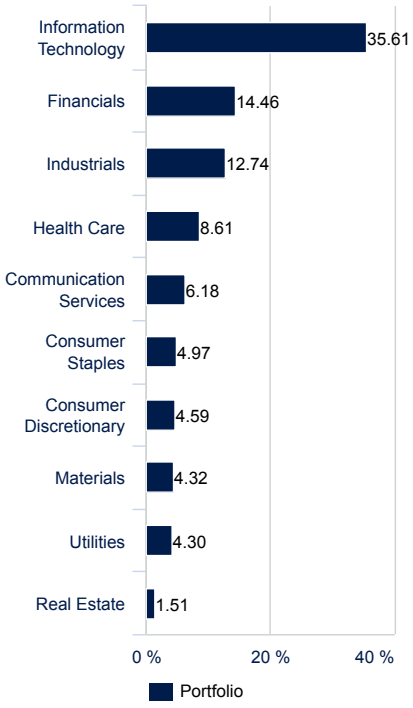

* % of assets

GEOGRAPHICAL BREAKDOWN (Source: Amundi Group)

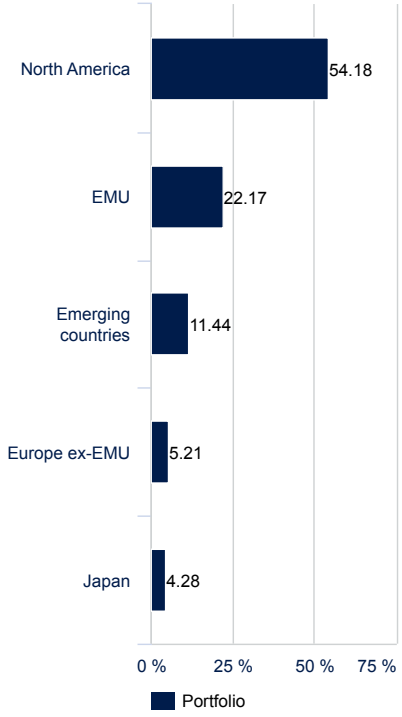

BREAKDOWN BY CURRENCY *(Source: Amundi Group) ***

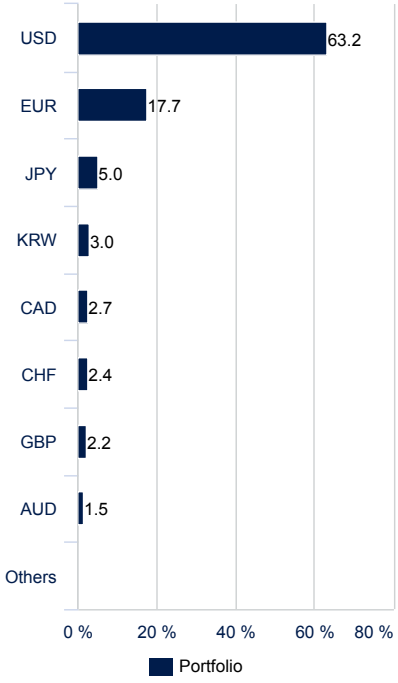

** As a percentage of the assets - including currency hedging

ANALYSIS RATIOS

	Portfolio
Average market Cap (Bn €)	1,010.92
% Mid Caps + Small Caps	25.27
% Large Caps	74.73
Per 12 Month forward	15.30
Price to Book	3.73
Price to Cash Flow	15.22
Dividend Yield (%)	1.67
Annualized EPS Growth (n/n+2) (%)	20.85
Annualized Revenue Growth (n/n+2) (%)	16.34

Issuer number (excluding cash)	**78**
Cash as % of total assets	**1.69%**

MAIN POSITIONS IN PORFOLIO

*(Source: Amundi Group) **

	Sector	Weight	Spread / Index
MICROSOFT CORP	Information Technology	5.52%	1.87%
NVIDIA CORP	Information Technology	5.24%	0.45%
TAIWAN SEMICONDUCTOR-SP ADR	Information Technology	4.25%	4.25%
APPLE INC	Information Technology	4.18%	-0.82%
ALPHABET INC CL A	Communication Services	3.38%	1.75%
SAMSUNG ELECTRONICS	Information Technology	3.00%	2.21%
BROADCOM INC	Information Technology	2.41%	0.89%
ADVANCED MICRO DEVICES	Information Technology	2.16%	1.26%
SCHNEIDER ELECT SE	Industrials	1.82%	1.67%
TJX COMPANIES INC	Consumer Discretionary	1.73%	1.57%

* Excluding mutual funds

CPR INVEST - CLIMATE ACTION - A2 SGDH - ACC

EQUITY

31/10/2026

Portfolio's carbon footprint

Carbon intensity : carbon emissions per euro million of sales

Total carbon footprint (Portfolio/Benchmark) : 34.93 / 63.36

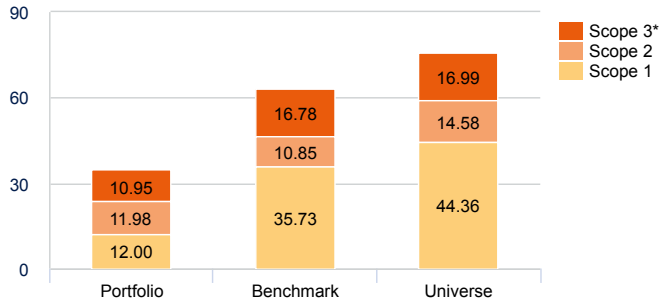

This indicator measures the portfolio's carbon emissions in metric tonnes of carbon equivalent (tCO2e) per euro million invested. This is an indicator of the emissions generated by investment in this portfolio.

* first-tier suppliers only

Carbon intensity : carbon emissions per euro million of sales

Total carbon intensity (Portfolio/Index) : 125.95 / 159.14

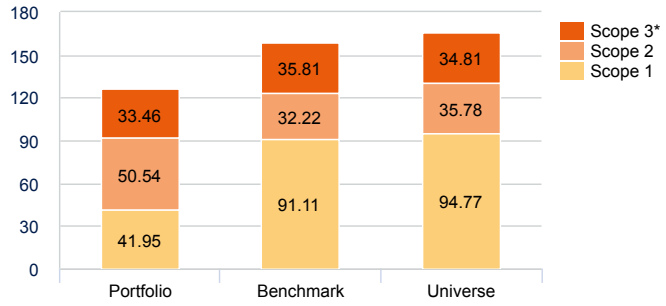

This indicator measures the average emissions in metric tonnes of carbon equivalent per company's revenue. This is an indicator of the carbon intensity of the value chain of the companies in the portfolio..

Sectoral contribution to carbon emission

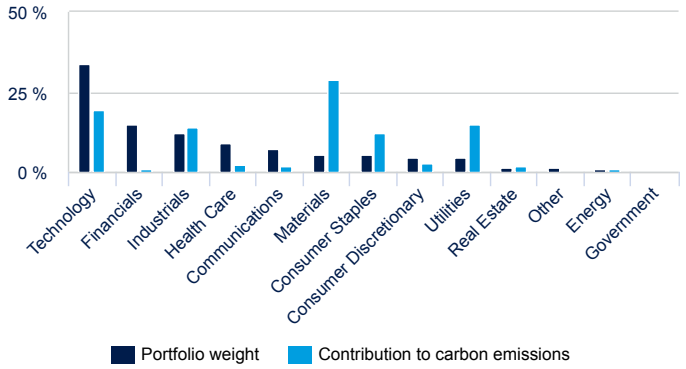

This chart compares the weight of each sector relative to its contribution to the portfolio's carbon emissions.

Geographical contribution to carbon emission

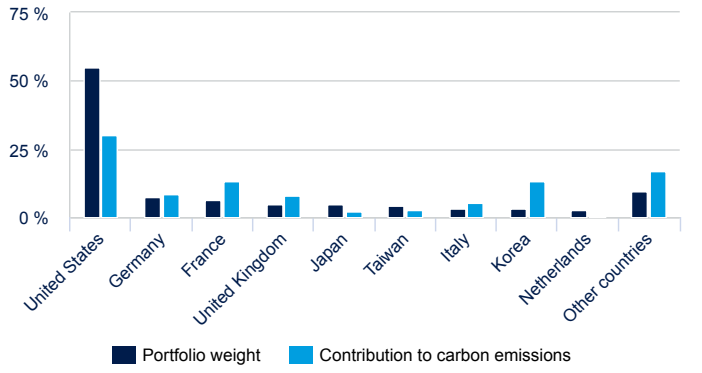

This chart compares the weight of each country relative to its contribution to the portfolio's carbon emissions.

Coverage of carbon analysis [1]

	Portfolio	Benchmark
% Rated / Total	98.37%	99.20%
%Rated/Rateable Carbon intensity	99.60%	99.20%

[1] This measurement corresponds to the portion of private issuers for which we have carbon data as a percentage of all private issuers.

Fund statistics

	Portfolio	Benchmark
Issuers number	173	2344

Sources and definitions

The carbon emissions data is supplied by Trucost. It corresponds to companies' annual emissions expressed in tCO2e, which covers the six greenhouse gases defined in the Kyoto protocol whose emissions are converted into global warming potential (GWP) in CO2 equivalent

Definition of scopes:
- **Scope 1 :** all emissions that arise directly from sources that are owned or controlled by the company.
- **Scope 2 :** all indirect emissions generated by the purchase or production of electricity, steam or heat.
- **Scope 3 :** all other indirect emissions, upstream and downstream of the value chain. For reasons of data robustness, Amundi has chosen to use emissions from activities upstream of Scope 3
- Source: Trucost EEI-O model (input/output model extended to the Trucost environment).

Waste recycling ratio and water intensity: source Reuters

This material is solely for the attention of "professional" investors.
CPR Asset Management, S.A capital of 61 461 945 €, 399 392 141 RCS Paris - SGP approved AMF n° GP01-056.
91-93, Boulevard Pasteur 75015 Paris - France - 01 53 15 70 00

www.cpram.com

CPR INVEST - CLIMATE ACTION - A2 SGDH - ACC

EQUITY

31/10/2026

Coal exposure

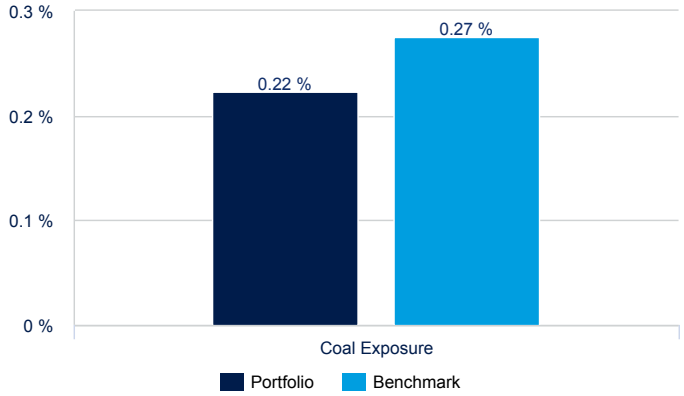

Share of the reporting company's revenues that derives from the following subsectors: electricity generation from coal, extraction of bituminous coal, opencast mining of bituminous coal and lignite.

Coverage of carbone reserves

	Portfolio	Benchmark
% CO2 reserves Rated / Total	1.58%	3.96%
% CO2 reserves Rated / Rateable	1.60%	3.96%

[1] This measurement corresponds to the portion of private issuers for which we have carbon reserve data as a percentage of all private issuers.

Green exposure in %

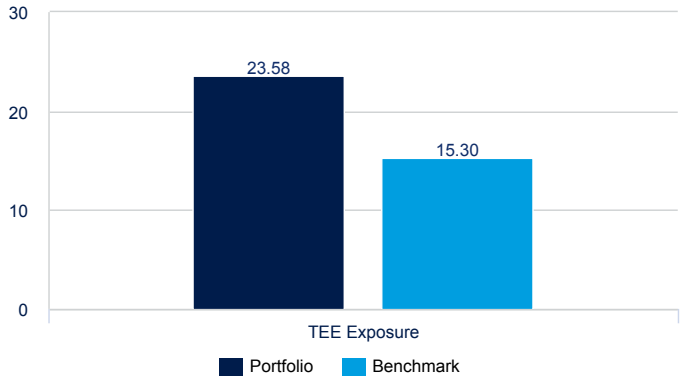

Share of the reporting company's revenues that derives from the development of "green technologies": renewable energies, biomass, energy efficiency, environmental services, water management, waste management.

MAIN CONTRIBUTORS TO CARBON FOOTPRINT

	Sector	Weight / Total	Weight / Rateable	tCO² / M€	tCO² / %
SAMSUNG ELECTRONICS CO LTD	Technology	3.06%	3.11%	4.62	13.23%
ANGLO AMERICAN PLC	Materials	1.58%	1.60%	3.85	11.02%
LINDE PLC	Materials	1.75%	1.78%	3.6	10.31%
CIE DE SAINT-GOBAIN SA	Materials	0.89%	0.90%	2.01	5.75%
DANONE SA	Consumer Staples	0.83%	0.85%	1.97	5.64%
WASTE MANAGEMENT INC	Industrials	1.26%	1.28%	1.82	5.21%
E ON SE	Utilities	1.37%	1.39%	1.7	4.87%
SSE PLC	Utilities	0.82%	0.83%	1.45	4.15%
COCA-COLA HBC AG	Consumer Staples	1.29%	1.31%	1.24	3.55%
NATIONAL GRID PLC	Utilities	1.39%	1.41%	1.16	3.32%

Sources and definitions

All data concerning carbon emissions and coal are supplied by Trucost.
Green technology data is provided by different suppliers

Carbon reserves are expressed in potential carbon emissions calculated using the methodology of the Potsdam Institute for Climate Impact Research The various fossil fuel reserves are converted into potential emissions based on the energy value and carbon content of the different reserves. This data concerns businesses that hold this type of reserves, belonging to the materials, energy and utilities sectors.

This material is solely for the attention of "professional" investors.
CPR Asset Management, S.A capital of 61 461 945 €, 399 392 141 RCS Paris - SGP approved AMF n° GP01-056.
91-93, Boulevard Pasteur 75015 Paris - France - 01 53 15 70 00

www.cpram.com

CPR INVEST - CLIMATE ACTION - A2 SGDH - ACC

EQUITY 31/10/2026

Important and Legal Information

This document contains information about CPR Invest - Climate Action on (the “Fund”), a sub-fund of CPR Invest, an undertaking for collective investment in transferable securities existing under Part I of the Luxembourg law of 17 December 2010, organised as a société d’investissement à capital variable and registered with the Luxembourg Trade and Companies Register under number B-189.795 and having its registered office at 5, allee Scheffer, L-2520 Luxembourg.

This document is provided for information purposes only and does not constitute an offer or solicitation to purchase or sell Shares in the Fund. The Singapore Prospectus and the Product Highlights Sheet of the Fund are available and may be obtained from the Singapore Representative, Amundi Singapore Limited (Company Registration No. 198900774E), at 80 Raffles Place, #37-01A UOB Plaza 1, Singapore 048624 or the Fund's authorised distributors. Investors should read the relevant Singapore Prospectus and the Product Highlights Sheet taking into account the specific investment objectives, financial situation or particular needs of any person in receipt of the recommendation, before deciding to invest in the Fund. Past performance and any forecasts made are not indicative of future performance of the Fund. Any opinion or view presented is subject to change without notice. The information on this document is intended for general circulation without taking into account the specific investment objectives, financial situation or particular needs of any particular investor. An investor may wish to seek advice from a financial adviser regarding the suitability of the Fund, taking into account the specific investment objectives, financial situation or particular needs of any person in receipt of the recommendation, before making a commitment to purchase Shares in the Fund. In the event an investor chooses not to do so, the investor should consider whether the Fund is suitable for him. Some of the information contained herein has been obtained from sources believed to be reliable but has not been independently verified, although CPR Asset Management believes it to be fair and not misleading. Total percentage may not add to 100% due to rounding. As the Fund may invest in financial derivatives as part of the investment strategy, it will be subject to risks associated with such investments. Additional risk factors are described in the Singapore Prospectus. Investments in the Fund are subject to investment risks, including the possible loss of the principal amount invested. Value of the Shares in the Fund and the income accruing to the Shares, if any, may fall or rise. Current allocation may change without prior notice. References to specific securities are presented to illustrate the application of our investment philosophy only and are not to be considered recommendation by CPR Asset Management. It should not be assumed that investments in the securities identified were or will always be profitable. This document is not intended for citizens or residents of the United States of America or to any «U.S. Person», as this term is defined in SEC Regula on S under the U.S. Securities Act of 1933 and in the Prospectus of the Fund. This advertisement or publication has not been reviewed by the Monetary Authority of Singapore.

In Hong Kong, this fund is a non-SFC authorized fund and is for professional investors only. Investors are advised to exercise caution in relation to the offer. This document has not been reviewed by any regulatory authority in Hong Kong and no regulatory authority in Hong Kong takes responsibility for the financial soundness of the funds or for the accuracy of any statement made or opinion expressed in this document. Any investor who is in doubt about the contents of the document is strongly recommended to seek independent professional advice.

1. The fund invests mainly in international equities committed to limiting impact of climate change, while integrating Environmental, Social and Governance (E, S, and G – or, when taken together, ESG) criteria in the investment process.
2. Investing in this fund may expose investors to equity and market risks including small capitalization and emerging market related risk, currency risk, country risk – China as well as sustainable investment risk.
3. The fund may use financial derivative instruments (FDI) for hedging, arbitrage, exposure purposes and efficient portfolio management. FDI exposure may involve additional risks such as credit/counterparty risk, volatility and liquidity risk, valuation risk and over-the-counter transaction risk. The fund may be leveraged and suffer losses from its FDI usage.
4. The value of the fund can be volatile and could go down substantially. Investors may suffer losses.
5. Investors should not only base on this marketing material alone to make investment decisions.

In Hong Kong, this document is for distribution solely to persons permitted to receive it and to persons in jurisdictions who may receive it without breaching applicable legal or regulatory requirements. Any dissemination, reproduction, copy, modification or translation in whole or in part, with respect to any information provided herein is forbidden. This document is only for professional investors as defined under the Securities and Futures Ordinance and not for retail investors. All funds mentioned in this document are not authorized by Securities and Futures Commission in Hong Kong. Consequently, shares or units of such funds are not available to the general public in Hong Kong and must not be distributed in Hong Kong by way of public offer, public advertisement or in any similar manner.

This document is not intended for citizens or residents of the United States of America or to any «U.S. Person» , as this term is defined in SEC Regulation S under the U.S. Securities Act of 1933 and in the Prospectus of the Fund.

CPR INVEST - CLIMATE ACTION - A2 SGDH - ACC

EQUITY

31/10/2026

AVERAGE ESG RATING (source : Amundi)

Environmental, Social and Governance rating. Information on sustainability-related aspects can be found at https://about.amundi.com/legal-documentation

ESG Investment Universe: 100% MSCI ACWI

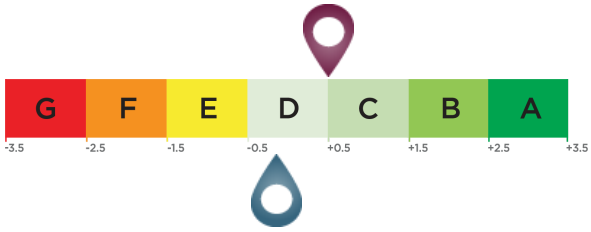

Investment Portfolio Score: 0.48

ESG Investment Universe Score[1]: -0.14

ESG Coverage (source: Amundi) *

	Portfolio	ESG Investment Universe
Percentage with an Amundi ESG rating [2]	100.00%	99.90%
Percentage that can have an ESG rating [3]	99.05%	100.00%

* Securities that can be rated on ESG criteria. The total may be different from 100% to reflect the real exposure of the portfolio (cash included).

ESG Terminology

ESG criteria

The criteria are extra-financial criteria used to assess the Environmental, Social and Governance practices of companies, states or local authorities:
"E" for Environment (energy and gas consumption levels, water and waste management, etc.).
"S" for Social/Society (respect for human rights, health and safety in the workplace, etc.).
"G" for Governance (independence of board of directors, respect for shareholders' rights, etc.)

ESG Rating

The issuer's ESG rating: each issuer is assessed on the basis of ESG criteria and obtains a quantitative score, the scale of which is based on the sector average. The score is translated into a rating on a scale from A (highest rating) to G (lowest rating). The Amundi methodology provides for a comprehensive, standardised and systematic analysis of issuers across all investment regions and asset classes (equities, bonds, etc.).
ESG rating of the investment universe and the portfolio: the portfolio and the investment universe are given an ESG score and an ESG rating (from A to G). The ESG score corresponds to the weighted average of the issuers' scores, calculated according to their relative weighting in the investment universe or in the portfolio, excluding liquid assets and non-rated issuers.

Amundi ESG Mainstreaming

In addition to complying with Amundi Responsible Investment Policy[4], Amundi ESG Mainstreaming portfolios have an ESG performance objective that aims to achieve a portfolio ESG score above the ESG score of their ESG Investment universe.

[1] The investment universe reference is defined by either the fund's reference indicator or an index representative of the ESG-related investable universe.
[2] Percentage of securities with an Amundi ESG rating out of the total portfolio (measured in weight) that can be related.
[3] Percentage of securities for which an ESG rating methodology is applicable out of total portfolio (measured in weight).
[4] The updated document is available at https://www.amundi.com/int/ESG.

Sustainability Level (source : Morningstar)



The sustainability level is a rating produced by Morningstar that aims to independently measure the level of responsibility of a fund based on the values in the portfolio. The rating ranges from very low (1 Globe) to very high (5 Globes).

Source Morningstar ©
Sustainability Score - based on corporate ESG risk analysis provided by Sustainalytics used in the calculation of Morningstar's sustainability score.
© 2026 Morningstar. All rights reserved. The information contained here: (1) is owned by Morningstar and / or its content providers; (2) may not be reproduced or redistributed; and (3) are not guaranteed to be accurate, complete or timely. Neither Morningstar nor its content providers are responsible for any damages or losses arising from the use of this information. Past performance is no guarantee of future results. For more information on the Morningstar Rating, please see their website www.morningstar.com.