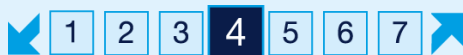


KEY FEATURES (Source: Amundi Group)


Inception date : 28/04/2021
Fund structure : SICAV under Luxembourg law
Directive : UCITS IV
Benchmark : 100% FONDS NON BENCHMARKE
Currency : USD
Type of shares : Capitalization
ISIN code : LU1989772923
Bloomberg code : -
Minimum recommended investment horizon : 5 years

Risk Indicator (Source : Fund Admin)



Lower Risk

Higher Risk

 The SRI represents the risk and return profile as presented in the Key Information Document (KID). The lowest category does not imply that there is no risk. The SRI is not guaranteed and may change over time. The risk indicator assumes you keep the product for 5 years.

The summary risk indicator is a guide to the level of risk of this product compared to other products. It shows how likely it is that the product will lose money because of movement in the markets or because we are not able to pay you.

KEY FIGURES (Source: Amundi Group)

Net Asset Value (NAV) : 148.10 (USD)
Assets Under Management (AUM) : 2,156.86 (million USD)

KEY PEOPLE (Source: Amundi Group)

Management company : CPR ASSET MANAGEMENT
Custodian / Administrator : CACEIS Bank, Luxembourg Branch / CACEIS Fund Administration Luxembourg

OPERATION & FEES (Source: Amundi Group)

Frequency of NAV calculation : Daily
Order cut-off time : 14:00 CET Luxembourg time
Minimum initial subscription : 1 Ten-Thousandth of Share(s)
Minimum subsequent subscription : Nil
Subscription fee (max) / Redemption fee : 5.00% / 0.00%
Management fees and other administrative or operating costs : 2.25%
Performance fees : No

All details are available in the legal documentation

INVESTMENT STRATEGY (Source: Amundi Group)

The Compartment's objective is to outperform global equity markets over a long-term period (minimum of five years) by investing in international equities committed to limiting impact of climate change, while integrating Environmental, Social and Governance (E, S, and G – or, when taken together, ESG) criteria in the investment process. The investment objective is aimed to be in line with the United Nations Sustainable Development Goal (SDG) related to the climate challenge.

ANALYSIS OF THE NET PERFORMANCE (Source: Fund Admin)

CHANGE IN NET ASSET VALUE BASE 100 (Source: Fund Admin)



ANNUALISED PERFORMANCES (Source: Fund Admin) ¹

	YTD	1 month	3 months	1 year	3 years	5 years	Since
Since	31/12/2024	31/10/2025	29/08/2025	29/11/2024	30/11/2022	-	28/04/2021
Portfolio	3.89%	-1.84%	4.07%	2.20%	10.77%	-	8.95%

¹ Data corresponding to periods of more than a year are annualised.

Offer to Bid returns *

	YTD	1 month	3 months	1 year	3 years	5 years	Since
Since	31/12/2024	31/10/2025	29/08/2025	29/11/2024	30/11/2022	-	28/04/2021
Portfolio	-1.05%	-6.52%	-0.89%	-2.66%	5.50%	-	3.76%

* Offer to Bid returns include an assumed sales charge of 5%, which may or may not be charged to investors

ANNUAL PERFORMANCES (Source: Fund Admin) ²

	2024	2023	2022	2021	2020
Portfolio	22.78%	14.75%	-10.84%	-	-

² Performance varies over time and is not a reliable indication of future results. The investments are subject to market fluctuations and may gain or lose value.

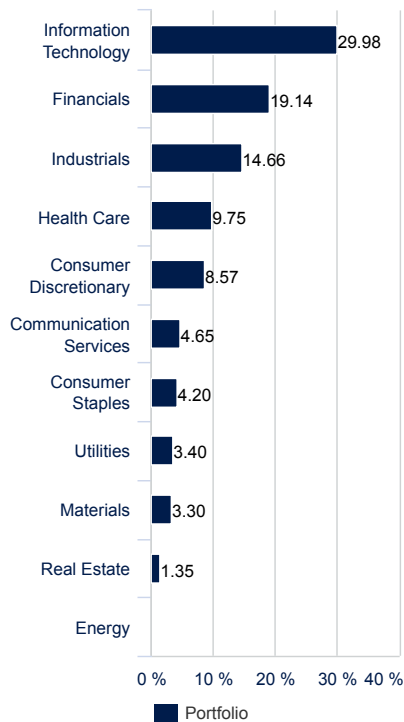
RISK ANALYSIS (Source: Fund Admin) *

	1 year	3 years	5 years	Inception to date *
Portfolio Volatility	15.05%	12.30%	-	13.01%

* Annualised data

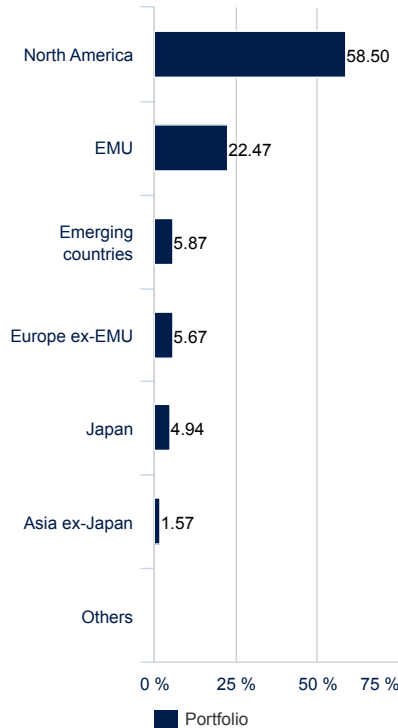
PORTFOLIO BREAKDOWN (Source: Amundi Group)

SECTOR BREAKDOWN (Source: Amundi Group) *

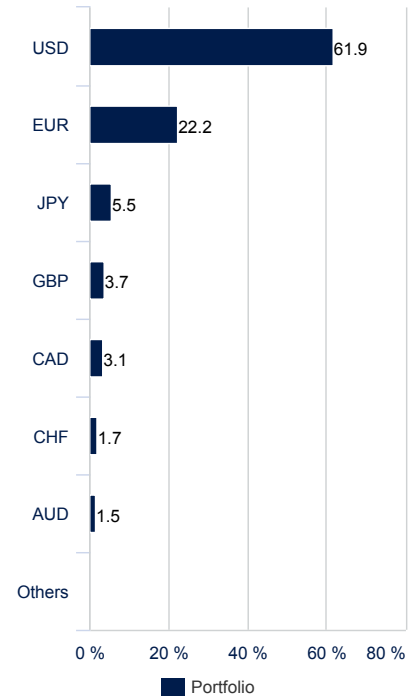


* % of assets

GEOGRAPHICAL BREAKDOWN (Source: Amundi Group)



BREAKDOWN BY CURRENCY (Source: Amundi Group) **



** As a percentage of the assets - including currency hedging

ANALYSIS RATIOS

	Portfolio
Average market Cap (Bn €)	697.92
% Mid Caps + Small Caps	24.83
% Large Caps	75.17
Per 12 Month forward	18.21
Price to Book	3.29
Price to Cash Flow	16.41
Dividend Yield (%)	1.69
Annualized EPS Growth (n/n+2) (%)	15.98
Annualized Revenue Growth (n/n+2) (%)	10.42
Issuer number (excluding cash)	72
Cash as % of total assets	0.76%

MAIN POSITIONS IN PORTFOLIO

(Source: Amundi Group) *

	Sector	Weight	Spread / Index
MICROSOFT CORP	Information Technology	5.85%	2.12%
NVIDIA CORP	Information Technology	5.43%	0.66%
APPLE INC	Information Technology	4.34%	-0.15%
TAIWAN SEMICONDUCTOR-SP ADR	Information Technology	3.03%	3.03%
TJX COMPANIES INC	Consumer Discretionary	2.95%	2.76%
VISA INC-CLASS A SHARES	Financials	2.43%	1.81%
S&P GLOBAL INC	Financials	2.28%	2.11%
ABBVIE INC	Health Care	2.02%	1.58%
BOSTON SCIENTIFIC CORP	Health Care	1.92%	1.76%
ELI LILLY & CO	Health Care	1.84%	0.87%

* Excluding mutual funds

MANAGER'S COMMENT

Even though global stock markets ended the month of November virtually unchanged, they spent most of the time below the waterline. From a global perspective, two shifts in narrative tested the character of the markets. The first was the lack of available economic data due to the U.S. government shutdown, and some comments from Fed members were interpreted as the central bank adopting a wait-and-see stance ahead of the next FOMC meeting. This delayed the rate cuts that equity markets had been eagerly anticipating. The second factor was obviously related to AI. In addition to concerns about the potential for monetization and the valuation of AI technology stocks, the increase in debt issuance by hyperscalers to finance their massive capital expenditures fueled the wave of selling in the AI sector. Furthermore, the AI hierarchy was called into question, with the OpenAI/Microsoft/Nvidia trio becoming a less obvious choice than Gemini/Alphabet/Broadcom. The jury is still out, but the latter posted strong performances during the month, clearly contrasting with the rest of the group. By the end of the month, some stability had returned, with the Fed continuing to influence markets ahead of its final rate decision in mid-December, with a 90% chance of a cut.

In terms of sector performance, defensive sectors finally had their moment in the spotlight during this risk-averse period, with healthcare and consumer staples leading the way, followed by materials, driven by gold. Unsurprisingly, the technology, communication services, and industrial sectors underperformed. The entire AI value chain was under pressure throughout the month.

During the month, the fund posted a performance of -1.74% and the MSCI World ACWI index -0.54% in euros.

The underperformance is mainly explained by the technology sector, penalized by the absence of key AI stocks such as Alphabet and Broadcom, which are excluded from our investment universe, accounting for nearly half of the relative performance gap. Additionally, in the software segment, the sharp declines in Oracle, HubSpot, and Microsoft, amid fears of AI-driven disruption, also weighed on performance. The electrification theme also suffered, with profit-taking on Eaton (-10%) and Hitachi (-8.3%) in an environment of high valuations and increased volatility. Conversely, the healthcare sector was the main positive driver, with a very strong contribution from Eli Lilly (+24%) and AstraZeneca, supported by a sector rebound and timely allocation. Financials, particularly banks (Huntington Bank, Commerzbank, Santander, Mizuho), also contributed positively, benefiting from a favorable rate environment and sector rotation. Finally, discretionary consumption stood out thanks to TJX Companies, which reported excellent results, while staples benefited from the rebound in Coca-Cola HBC (+10%).

Portfolio movements aimed to strengthen exposure to AI through more agnostic players upstream and downstream of the value chain, such as TSMC, Amphenol, and Cadence Design Systems, while reducing positions in software stocks most exposed to volatility. Trades also favored banks (BNP Paribas) over insurers (Munich Re), and reallocated to defensive stocks or those with strong rebound potential (L'Oréal, Eli Lilly, SSE).

As we enter the final month of the year, some signs point to a possible year-end rebound. The Fed's statements have softened in recent days and investor positioning also seems clearer after the wave of selling that occurred in November.

The portfolio remains positioned on major structural trends: AI growth, industrial electrification, and overweighting banks at the expense of insurers, while maintaining rigorous diversification. ESG discipline remains central to stock selection, even if it means accepting occasional relative underperformance, as was the case this month. We remain convinced of the relevance of our thematic approach and the portfolio's ability to capture sustainable growth, while adapting exposure to sector developments and market volatility.

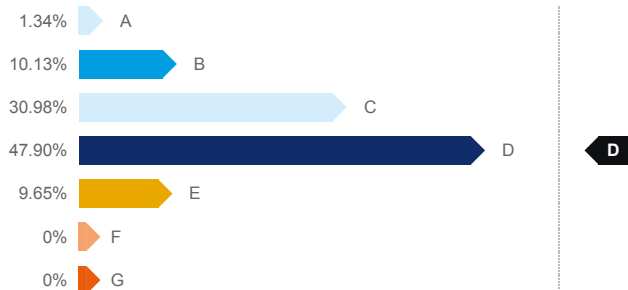


CPR Asset Management is an innovative boutique and thematic centre of expertise for the Amundi Group

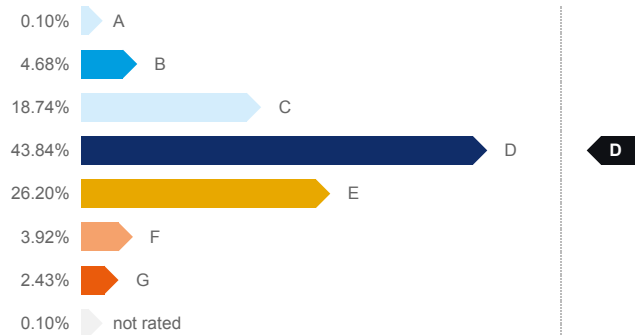
OVERALL ESG RATING (source : Amundi)

Environmental, social and governance rating

Portfolio



Benchmark



Rating by E,S and G component

	Portfolio	Investment universe
Environment	C	D
Social	D	D
Governance	D	D
Overall Rating	D	D

ESG coverage

Number of issuers in the portfolio	74
% of the portfolio with an ESG rating²	100%

²Outstanding securities in terms of ESG criteria excluding cash assets. The additional filter on ESG controversies allows to cover 100% of the universe's and portfolio's holdings.

ISR Label



Definitions and sources

Responsible Investment (RI)

The SRI expresses sustainable development objectives in investment decisions by adding Environmental, Social and Governance (ESG) criteria in addition to the traditional financial criteria.

SRI thus aims to balance economic performance and social and environmental impact by financing companies and public entities which contribute to sustainable development whatever their business sector. By influencing the governance and behaviour of stakeholders, SRI promotes a responsible economy.

ESG criteria

Extra-financial criteria are used to assess the Environmental, Social and Governance practices of companies, states or local authorities:

- o "E" for Environment: energy consumption and greenhouse gas emissions, water and waste management, etc.
- o "S" for Social/Society: human rights, health and safety, etc.
- o "G" for Governance: independence of board of directors, respect of shareholders' rights, etc.

Amundi Group' ratings range issuers from A to G, with A being the highest rating and G the lowest.

Data for indicative purposes only. Past performance is not an indication of future results.

Important and Legal Information

This document contains information about CPR Invest - Climate Action (the "Fund"), a sub-fund of CPR Invest, an undertaking for collective investment in transferable securities existing under Part I of the Luxembourg law of 17 December 2010, organised as a société anonyme and qualifies as a société d'investissement à capital variable (SICAV) registered with the Luxembourg Trade and Companies Register under number B-189.795 and having its registered office at 5, allée Scheffer, L-2520 Luxembourg. The management company of the Fund is CPR Asset Management – 91-93, Boulevard Pasteur 75015 Paris - France and the Singapore Representative of the Fund is Amundi Singapore Limited (Registration No. 198900774E), 80 Raffles Place, UOB Plaza 1, #23-01, Singapore 048624 (CPR Asset Management and/or its affiliated companies, including without limitation Amundi Singapore Limited, being hereinafter referred to individually or jointly as "Amundi"). Amundi Singapore Limited is regulated by the Monetary Authority of Singapore.

This is a marketing communication. Investors should read the Singapore Prospectus and the Product Highlights Sheet before deciding to invest in the Fund. The share classes of the Fund available for offer to the retail public in Singapore are set out in the Singapore Prospectus and the Product Highlights Sheet, which together with the latest annual and semi-annual reports (if any) may be obtained, free of charge, at the registered office of the Singapore Representative of the Fund or at www.amundi.com.sg or the Fund's authorised distributors.

This document is for information purposes only, is not a recommendation, financial analysis or advice, and does not constitute a solicitation, invitation or offer to purchase or sell the Fund in any jurisdiction where such offer, solicitation or invitation would be unlawful. This information is not for distribution and does not constitute an offer to sell or the solicitation of any offer to buy any securities or services in the United States or in any of its territories or possessions subject to its jurisdiction to or for the benefit of any U.S. Person (as this term is defined in SEC Regulation S under the U.S. Securities Act of 1933 and in the Singapore Prospectus of the Fund). The Fund is not registered in the United States under the Investment Company Act of 1940 and shares of the Fund are not registered in the United States under the Securities Act of 1933. Accordingly, this document is for distribution or to be used solely in jurisdictions where it is permitted and to persons who may receive it without breaching applicable legal or regulatory requirements, or that would require the registration of Amundi or its affiliates in these countries.

Past performance and any forecasts made are not indicative of future performance of the Fund. Please note that distribution/dividends (if applicable) are not guaranteed unless otherwise stated in the dividend policy for the relevant share class contained in the Singapore Prospectus. Investors should review the relevant dividends disclosure report (if applicable) found on www.amundi.com.sg. Any opinion or view presented is subject to change without notice. The information on this document is intended for general circulation without taking into account the specific investment objectives, financial situation or particular needs of any particular investor. An investor may wish to seek advice from a financial adviser regarding the suitability of the Fund, taking into account the specific investment objectives, financial situation or particular needs of any person in receipt of the recommendation, before making a commitment to purchase shares in the Fund.

Where applicable and contemplated in the Singapore Prospectus, the Fund may invest in financial derivatives as part of its strategy, and a material portion of the returns may be generated from financial derivative strategies. In such scenarios, the Fund will be subject to risks associated with such investments as further detailed in the Singapore Prospectus. Additional risk factors are described in the Singapore Prospectus. Investments in the Fund are subject to investment risks, including the possible loss of the principal amount invested. Such activities may not be suitable for everyone. Value of the shares in the Fund and the income accruing to the shares, if any, may fall or rise. Any forecast, projection or target is indicative only and is not guaranteed in any way. Such information is solely indicative and may be subject to modification from time to time. References to specific securities are presented to illustrate the application of our investment philosophy only and are not to be considered recommendation by Amundi.

It is the responsibility of investors to read the legal documents in force in particular the current Singapore prospectus of the Fund. Subscriptions in the Fund will only be accepted on the basis of their latest prospectus available in English and/or the Product Highlights Sheet. A summary of information about investors' rights and collective redress mechanisms can be found in English on the regulatory page at <https://about.amundi.com/Metanav-Footer/Footer/Quick-Links/Legal-documentation>.

Information on sustainability-related aspects (if applicable) can be found at <https://about.amundi.com/Metanav-Footer/Footer/Quick-Links/Legal-documentation>.

The information contained in this document is as at the date of publication of this document except where otherwise stated. The information contained in this document has been obtained from sources believed to be reliable but has not been independently verified, although Amundi and its affiliated companies believe it to be fair and not misleading. Total percentage may not add to 100% due to rounding. Amundi does not accept any liability whatsoever whether direct or indirect that may arise from the use of information contained in this document. Amundi and its associates, directors, connected parties and/or employees may from time to time have interests and or underwriting commitments in the investments mentioned in this document. Amundi does not guarantee that all risks associated to the transactions mentioned herein have been identified, nor does it provide advice as to whether you should enter into any such transaction. Amundi does not make any representation as to the merits, suitability, expected success, or profitability of any such transaction mentioned herein.

Pursuant to the new Guidelines on marketing communications under Regulation (EU) 2019/1156 of 20 June 2019 on cross-border distribution of funds issued by the European Securities and Markets Authority (ESMA), performance returns which are less than 12 months will not be reported for European domiciled funds.

This advertisement or publication has not been reviewed by the Monetary Authority of Singapore.

The information contained shall not be copied, reproduced, modified, translated or distributed without the prior written approval of Amundi.