CPR INVEST - GLOBAL SILVER AGE - I UK GBP - ACC

LU2067131602

EQUITY | 31/10/2026

KEY FEATURES *(Source: Amundi Group)*

Creation date : 31/10/2019
Fund structure : SICAV under Luxembourg law
Directive : UCITS IV
AMF classification : International Equities
Benchmark : 100% MSCI WORLD
PEA eligible : No
Currency : GBP
Type of shares : Capitalization
ISIN code : LU2067131602
Bloomberg code : -
Minimum recommended investment horizon :
5 years

Risk & Reward Profile (SRRI) (Source: Fund Admin)

Lower risk — Higher risk

1	2	3	4	**5**	6	7

Potentially lower return — Potentially higher return

The SRRI represents the risk and return profile as presented in the Key Investor Information Document (KIID). The lowest category does not imply that there is no risk. The SRRI is not guaranteed and may change over time.

KEY FIGURES *(Source: Amundi Group)*

Net Asset Value (NAV) : 136.51 (GBP)
Assets Under Management (AUM) :
655.25 (million GBP)
Last coupon : -

KEY PEOPLE *(Source: Amundi Group)*

Management company : CPR ASSET MANAGEMENT
Custodian / Administrator :
CACEIS Bank, Luxembourg Branch / CACEIS Fund Administration Luxembourg

OPERATION & FEES *(Source: Amundi Group)*

Frequency of NAV calculation : Daily
Order cut-off time : 2pm CET
Execution NAV : D
Subscription Value Date / Redemption Date :
D+2 / D+2
Minimum initial subscription : 1000000 Euros
Minimum subsequent subscription :
1 Ten-Thousandth of Share(s)/Equitie(s)
Subscription fee (max) / Redemption fee :
5.00% / 0.00%
Management fees and other administrative or operating costs :
0.71%
Performance fees : No

All details are available in the legal documentation

INVESTMENT STRATEGY *(Source: Amundi Group)*

The fund's investment objective is to outperform global equity markets over the long-term - i.e. 5 years minimum - by leveraging on the momentum of stocks with exposure to the theme of ageing population (primarily in pharmaceuticals, medical equipment, savings banks, leisure, old-age dependency, safety, and well-being).

ANALYSIS OF THE NET PERFORMANCE *(Source: Fund Admin)*

CHANGE IN NET ASSET VALUE BASE 100 *(Source: Fund Admin)*

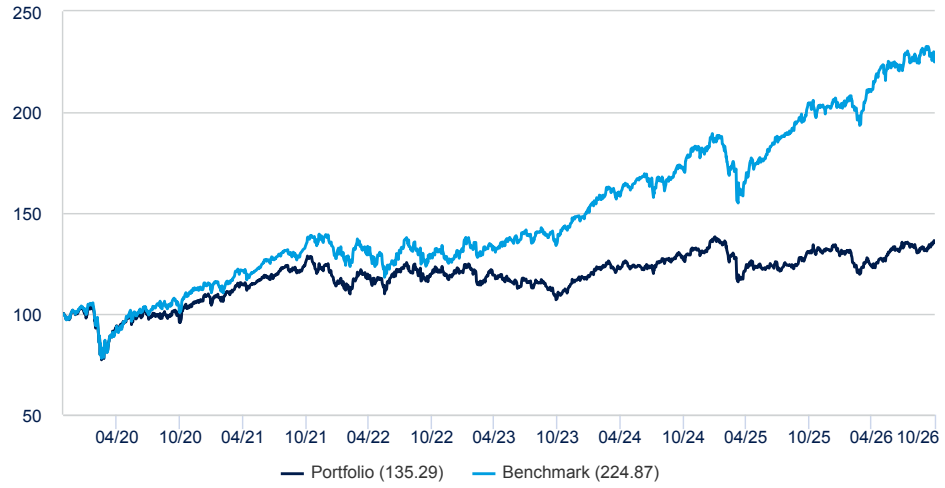

ANNUALISED PERFORMANCES *(Source: Fund Admin)* [1]

Since	YTD 31/12/2025	1 month 30/09/2026	3 months 31/07/2026	1 year 31/10/2025	3 years 31/10/2023	5 years 29/10/2021	Since 26/11/2019
Portfolio	3.15%	3.01%	2.04%	3.92%	7.72%	1.57%	4.46%
Benchmark	11.34%	-1.60%	1.04%	9.95%	18.32%	10.99%	12.40%
Spread	-8.19%	4.61%	1.00%	-6.03%	-10.59%	-9.41%	-7.94%

[1] Data corresponding to periods of more than a year are annualised.

ANNUAL PERFORMANCES *(Source: Fund Admin)* [2]

	2025	2024	2023	2022	2021	2020	2019	2018	2017	2016
Portfolio	0.72%	11.14%	-1.52%	-3.91%	16.58%	6.71%	-	-	-	-
Benchmark	12.75%	20.79%	16.81%	-7.83%	22.94%	12.32%	-	-	-	-
Spread	-12.04%	-9.65%	-18.32%	3.91%	-6.36%	-5.61%	-	-	-	-

[2] Performance varies over time and is not a reliable indication of future results. The investments are subject to market fluctuations and may gain or lose value.

RISK ANALYSIS *(Source: Fund Admin)* *

	1 year	3 years	5 years	Inception to date *
Portfolio volatility *	10.17%	10.23%	11.05%	13.78%
Benchmark volatility	10.02%	10.69%	12.22%	14.89%
Portfolio Information ratio	-1.01	-1.46	-1.29	-1.21
Tracking Error ex-post	7.75%	7.42%	7.36%	6.72%

* Annualised data

CPR INVEST - GLOBAL SILVER AGE - I UK GBP - ACC

EQUITY

31/10/2026

PORTFOLIO BREAKDOWN *(Source: Amundi Group)*

SECTOR BREAKDOWN *(Source: Amundi Group)*

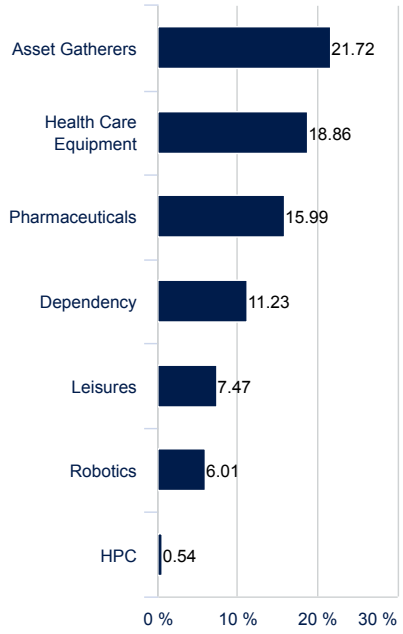

GEOGRAPHICAL BREAKDOWN *(Source: Amundi Group)*



BREAKDOWN BY CURRENCY *(Source: Amundi Group) ***

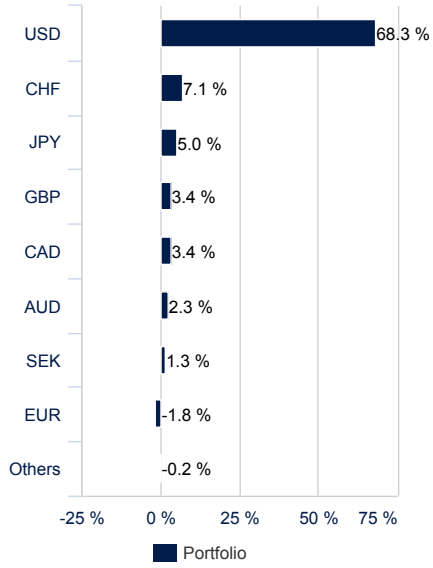

** As a percentage of the assets - including currency hedging

Issuer number (excluding cash)	**62**
Cash as % of total assets	**12.61%**

ANALYSIS RATIOS

(Source : Groupe Amundi)

	Portfolio
Average market Cap (Bn €)	346.19
% Mid Caps + Small Caps	39.84
% Large Caps	60.16
Per 12 Month forward	17.41
Price to Book	3.71
Price to Cash Flow	17.60
Dividend Yield (%)	1.74
Annualized EPS Growth (n/n+2) (%)	13.78
Annualized Revenue Growth (n/n+2) (%)	7.21

MAIN POSITIONS IN PORFOLIO

*(Source: Amundi Group) **

	Country	Weight	Spread / Index
APPLE INC	United States	3.41%	-2.22%
BLACKROCK INC	United States	2.57%	2.38%
THERMO FISHER SCIENTIFIC INC	United States	2.56%	2.27%
SERVICE CORP INTERNATIONAL	United States	2.37%	2.37%
HOYA CORP	Japan	2.36%	2.30%
ASR NEDERLAND NV	Netherlands	1.99%	1.98%
WELLTOWER INC	United States	1.95%	1.77%
UNITEDHEALTH GROUP INC	United States	1.92%	1.51%
ELI LILLY & CO	United States	1.91%	0.70%
ABB LTD-REG	Switzerland	1.88%	1.73%

* Excluding mutual funds

SECTOR ALLOCATION EVOLUTION *(Source: Amundi Group)*

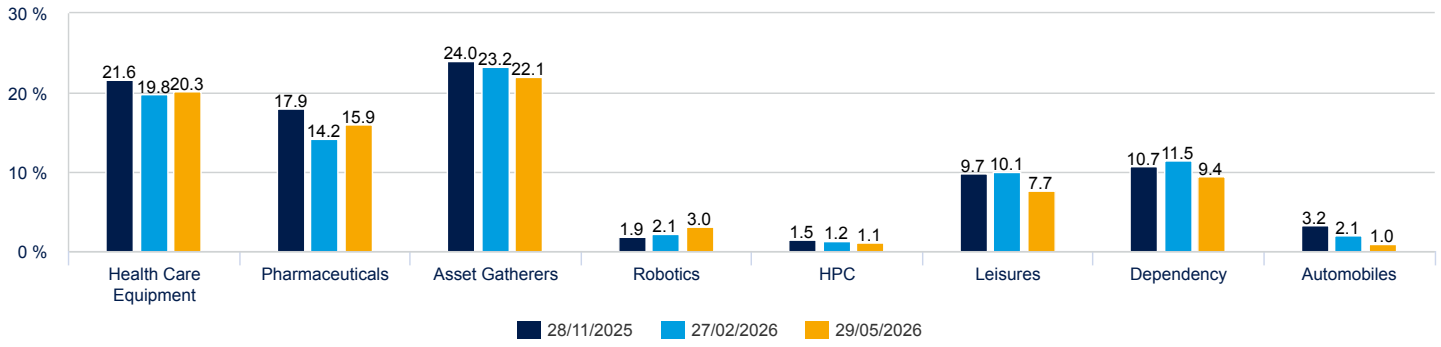

This material is solely for the attention of "professional" investors.
CPR Asset Management, S.A capital of 61 461 945 €, 399 392 141 RCS Paris - SGP approved AMF n° GP01-056.
91-93, Boulevard Pasteur 75015 Paris - France - 01 53 15 70 00

www.cpram.com

CPR INVEST - GLOBAL SILVER AGE - I UK GBP - ACC

EQUITY

31/10/2026

TEAM MANAGEMENT



Nicolas Picard

Portfolio Manager



Eric Labbé

Portfolio Manager

CPR INVEST - GLOBAL SILVER AGE - I UK GBP - ACC

EQUITY

31/10/2026

AVERAGE ESG RATING (source : Amundi)

Environmental, Social and Governance rating. Information on sustainability-related aspects can be found at https://about.amundi.com/legal-documentation

ESG Investment Universe: 100% MSCI WORLD

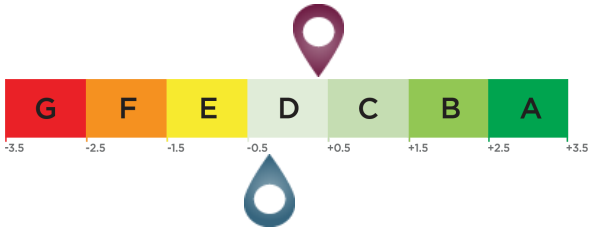

Investment Portfolio Score: 0.37

ESG Investment Universe Score[1]: -0.24

ESG Coverage (source: Amundi) *

	Portfolio	ESG Investment Universe
Percentage with an Amundi ESG rating [2]	100.00%	99.95%
Percentage that can have an ESG rating [3]	91.11%	100.00%

* Securities that can be rated on ESG criteria. The total may be different from 100% to reflect the real exposure of the portfolio (cash included).

ESG Terminology

ESG criteria

The criteria are extra-financial criteria used to assess the Environmental, Social and Governance practices of companies, states or local authorities:
"E" for Environment (energy and gas consumption levels, water and waste management, etc.).
"S" for Social/Society (respect for human rights, health and safety in the workplace, etc.).
"G" for Governance (independence of board of directors, respect for shareholders' rights, etc.)

ESG Rating

The issuer's ESG rating: each issuer is assessed on the basis of ESG criteria and obtains a quantitative score, the scale of which is based on the sector average. The score is translated into a rating on a scale from A (highest rating) to G (lowest rating). The Amundi methodology provides for a comprehensive, standardised and systematic analysis of issuers across all investment regions and asset classes (equities, bonds, etc.).
ESG rating of the investment universe and the portfolio: the portfolio and the investment universe are given an ESG score and an ESG rating (from A to G). The ESG score corresponds to the weighted average of the issuers' scores, calculated according to their relative weighting in the investment universe or in the portfolio, excluding liquid assets and non-rated issuers.

Amundi ESG Mainstreaming

In addition to complying with Amundi Responsible Investment Policy[4], Amundi ESG Mainstreaming portfolios have an ESG performance objective that aims to achieve a portfolio ESG score above the ESG score of their ESG Investment universe.

[1] The investment universe reference is defined by either the fund's reference indicator or an index representative of the ESG-related investable universe.
[2] Percentage of securities with an Amundi ESG rating out of the total portfolio (measured in weight) that can be related.
[3] Percentage of securities for which an ESG rating methodology is applicable out of total portfolio (measured in weight).
[4] The updated document is available at https://www.amundi.com/int/ESG.

Sustainability Level (source : Morningstar)



The sustainability level is a rating produced by Morningstar that aims to independently measure the level of responsibility of a fund based on the values in the portfolio. The rating ranges from very low (1 Globe) to very high (5 Globes).

Source Morningstar ©
Sustainability Score - based on corporate ESG risk analysis provided by Sustainalytics used in the calculation of Morningstar's sustainability score.
© 2026 Morningstar. All rights reserved. The information contained here: (1) is owned by Morningstar and / or its content providers; (2) may not be reproduced or redistributed; and (3) are not guaranteed to be accurate, complete or timely. Neither Morningstar nor its content providers are responsible for any damages or losses arising from the use of this information. Past performance is no guarantee of future results. For more information on the Morningstar Rating, please see their website www.morningstar.com.