


**KEY FEATURES** (Source: Amundi Group)

**Creation date** : 10/10/2024  
**Fund structure** : SICAV under Luxembourg law  
**Directive** : UCITS IV  
**AMF classification** : -  
**Benchmark** :  
 100% MSCI ACWI IMI ARTIFICIAL INTELLIGENCE  
 SELECT ISSUER CAPPED NR Close  
**PEA eligible** : No  
**Currency** : EUR  
**Type of shares** : Capitalization  
**ISIN code** : LU2860963441  
**Bloomberg code** : CIAIEEA LX  
**Minimum recommended investment horizon** :  
 5 years

**Risk Indicator** (Source : Fund Admin)



 The risk indicator assumes you keep the product for 5 years. The summary risk indicator is a guide to the level of risk of this product compared to other products. It shows how likely it is that the product will lose money because of movement in the markets or because we are not able to pay you.

**KEY FIGURES** (Source: Amundi Group)

**Net Asset Value (NAV)** : 92.36 ( EUR )  
**Assets Under Management (AUM)** :  
 82.66 ( million EUR )  
**Last coupon** : -

**KEY PEOPLE** (Source: Amundi Group)

**Management company** : CPR ASSET MANAGEMENT  
**Custodian / Administrator** :  
 CACEIS Bank, Luxembourg Branch / CACEIS Fund  
 Administration Luxembourg

**OPERATION & FEES** (Source: Amundi Group)

**Frequency of NAV calculation** : Daily  
**Order cut-off time** : 2pm CET  
**Execution NAV** : D  
**Subscription Value Date / Redemption Date** :  
 D+2 / D+2  
**Minimum initial subscription** : 100000 Euros  
**Minimum subsequent subscription** :  
 1 Ten-Thousandth of Share(s)/Equitie(s)  
**Subscription fee (max) / Redemption fee** :  
 5.00% / 0.00%  
**Management fees and other administrative or  
 operating costs** :  
 0.60%  
**Performance fees** : Yes

All details are available in the legal documentation

**INVESTMENT STRATEGY** (Source: Amundi Group)

The investment objective is to outperform the MSCI ACWI IMI Artificial Intelligence Select Issuer Capped index over a long-term period (minimum of five years) by investing in international equities that contribute to or benefit from the development of artificial intelligence while integrating Environmental, Social and Governance (E, S, and G) criteria in the investment process.

**ANALYSIS OF THE NET PERFORMANCE** (Source: Fund Admin)

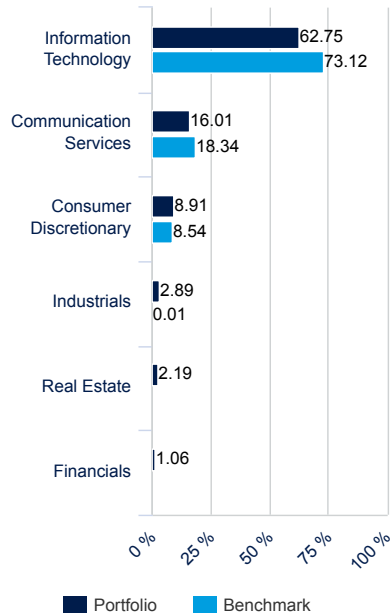
Under the new ESMA rules, EU domiciled funds are not allowed to report performance returns if the fund is less than 12 months old.

**RISK ANALYSIS** (Source: Fund Admin)

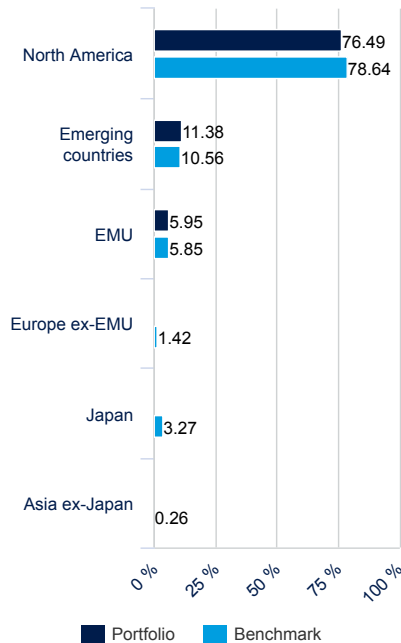
Unavailable data : less than 1 year historical data

EQUITY

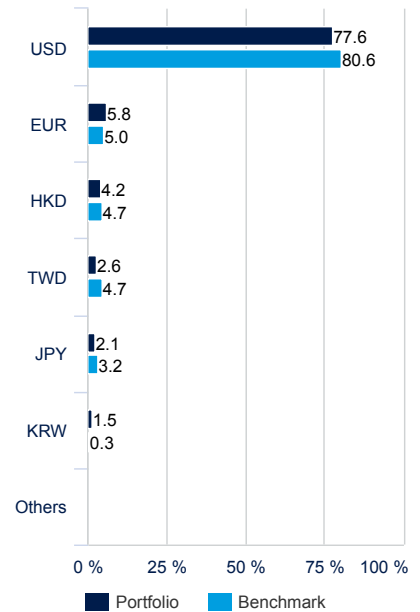
31/03/2025

**PORTFOLIO BREAKDOWN** (Source: Amundi Group)**SECTOR BREAKDOWN** (Source: Amundi Group) \*

\* % of assets

**GEOGRAPHICAL BREAKDOWN** (Source: Amundi Group)

Portfolio Benchmark

**BREAKDOWN BY CURRENCY** (Source: Amundi Group) \*\*

\*\* As a percentage of the assets - including currency hedging

**ANALYSIS RATIOS**

(Source : Groupe Amundi)

	Portfolio	Benchmark
Average market Cap (Bn €)	781.91	791.50
% Mid Caps + Small Caps	12.36	-
% Large Caps	87.64	-
Per 12 Month forward	24.40	22.41
Price to Book	6.86	5.86
Price to Cash Flow	20.95	20.04
Dividend Yield (%)	0.67	0.77
Annualized EPS Growth (n/n+2) (%)	18.20	17.49
Annualized Revenue Growth (n/n+2) (%)	13.37	12.86

Issuer number (excluding cash)

55

Cash as % of total assets

6.50%

**MAIN POSITIONS IN PORTFOLIO**

(Source: Amundi Group) \*

	Sector	Weight	Spread / Index
BROADCOM INC	Information Technology	6.15%	0.89%
META PLATFORMS INC-CLASS A	Communication Services	5.47%	0.10%
AMAZON.COM INC	Consumer Discretionary	5.30%	0.45%
ALPHABET INC CL A	Communication Services	4.89%	2.39%
TAIWAN SEMICONDUCTOR-SP ADR	Information Technology	4.67%	4.67%
MICROSOFT CORP	Information Technology	4.26%	-0.55%
NVIDIA CORP	Information Technology	4.06%	0.02%
ORACLE CORP	Information Technology	3.75%	0.84%
NETFLIX INC	Communication Services	3.71%	-2.20%
APPLE INC	Information Technology	3.10%	-2.12%

\* Excluding mutual funds

TEAM MANAGEMENT



**Vafa Ahmadi**

Head of thematic management



**Guillaume Uettwiller**

Portfolio Manager

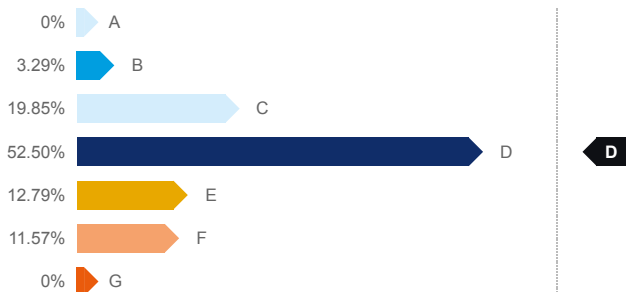
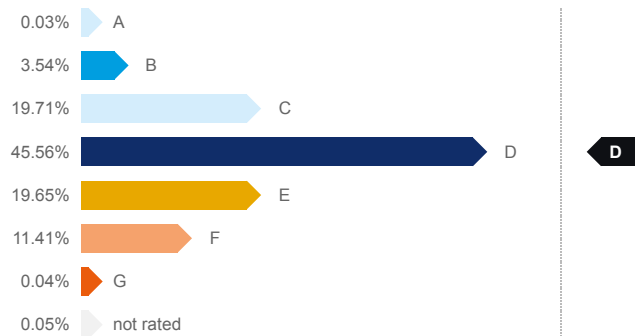


**Wesley Lebeau**

Portfolio Manager

**OVERALL ESG RATING (source : Amundi)**

Environmental, social and governance rating

**Portfolio****Benchmark****Rating by E,S and G component**

	Portfolio	Benchmark
Environment	D	D
Social	D	D
Governance	D	D
<b>Overall Rating</b>	<b>D</b>	<b>D</b>

**ESG coverage**

<b>Number of issuers in the portfolio</b>	<b>56</b>
<b>% of the portfolio with an ESG rating<sup>2</sup></b>	<b>100%</b>

<sup>2</sup>Outstanding securities in terms of ESG criteria excluding cash assets.**Definitions and sources****Responsible Investment (RI)**

The SRI expresses sustainable development objectives in investment decisions by adding Environmental, Social and Governance (ESG) criteria in addition to the traditional financial criteria.

SRI thus aims to balance economic performance and social and environmental impact by financing companies and public entities which contribute to sustainable development whatever their business sector. By influencing the governance and behaviour of stakeholders, SRI promotes a responsible economy.

**ESG criteria**

Extra-financial criteria are used to assess the Environmental, Social and Governance practices of companies, states or local authorities:

- o "E" for Environment: energy consumption and greenhouse gas emissions, water and waste management, etc.
- o "S" for Social/Society: human rights, health and safety, etc.
- o "G" for Governance: independence of board of directors, respect of shareholders' rights, etc.

Amundi Group' ratings range issuers from A to G, with A being the highest rating and G the lowest.